

100's
VANGUARD
FER * ST

VANGUARD
5 | R2

V
E
N
T
U
R
E
7-X Fujikura

ELDIO
40L
MITSUBISHI CHEMICAL



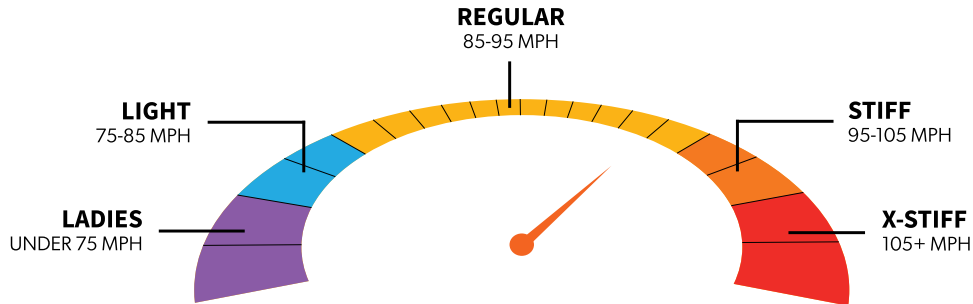
**CUSTOM
OFFERINGS**

2026

FITTING GUIDELINES

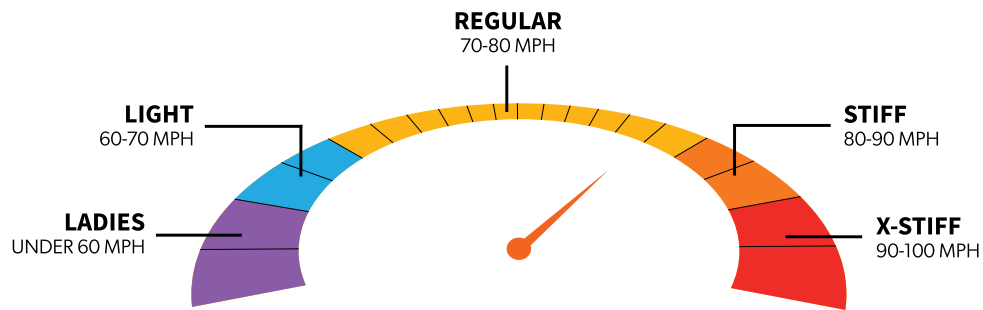
SHAFT FLEX

DRIVER HEAD SPEED



SHAFT FLEX

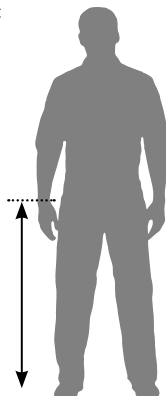
7-IRON HEAD SPEED



LENGTH & LIE

Measure the player's wrist to floor distance. Ask the player's height. In the chart, find the intersection of the height and wrist-to-floor measurement and start the fit with that 7-iron length (number in box).

Final length/lie determination should be made based on player comfort and ball flight.



WRIST TO FLOOR (in)	PLAYER HEIGHT (ft in)									
	5' 0"	5' 2"	5' 4"	5' 6"	5' 8"	5' 10"	6' 0"	6' 2"	6' 4"	6' 6"
30.5"	-2"	-2"	-1½"	-1½"						
31"	-2"	-1½"	-1½"	-1"	-1"					
31.5"	-1½"	-1½"	-1½"	-1"	-½"	-½"				
32"	-1½"	-1½"	-1"	-½"	-½"	-½"	-½"			
32.5"	-1½"	-1"	-1"	-½"	-½"	-½"	STD	STD	STD	
33"	-1"	-1"	-1"	-½"	-½"	-½"	STD	STD	STD	STD
33.5"	-1"	-1"	-1"	-½"	STD	STD	STD	STD	STD	STD
34"	-1"	-1"	-½"	-½"	STD	STD	STD	STD	STD	+½"
34.5"	-½"	-½"	-½"	-½"	STD	STD	STD	STD	STD	+½"
35"	-½"	-½"	-½"	STD	STD	STD	STD	STD	+½"	+½"
35.5"		STD	STD	STD	STD	STD	STD	STD	+½"	+½"
36"			STD	STD	STD	STD	STD	STD	+½"	+½"
36.5"				STD	STD	STD	STD	STD	+½"	+1"
37"					+½"	+½"	+½"	+½"	+1"	+1"
37.5"						+½"	+½"	+½"	+1"	+1"
38"							+½"	+½"	+1"	+1½"

*Chart is for a static starting point only.

FITTING GUIDELINES

SHAFT TUNING

DRIVER SWING SPEED	LADIES FLEX		LIGHT FLEX		REGULAR FLEX		STIFF FLEX		X-STIFF FLEX		7-IRON SWING SPEED
	SMOOTH	FAST	SMOOTH	FAST	SMOOTH	FAST	SMOOTH	FAST	SMOOTH	FAST	TEMPO
105 MPH									Red	Black	90
							Red	Black	Red	Red	
95 MPH							Red	Black			80
					Blue	Red					
85 MPH					Blue	Blue					70
			Green	Blue							
75 MPH	Green	Blue	Green	Blue							60
	Green	Green									
65 MPH	Green	Green									50



CUSTOMERS + FITTERS

GRAPHITE DRIVER SHAFT WEIGHTS

40-45	40-55	50-70	60-80
-------	-------	-------	-------

GRAPHITE IRON SHAFT WEIGHTS

40-60	50-70	60-100	80-115
-------	-------	--------	--------

STEEL IRON SHAFT WEIGHTS

80-90	80-90	80-120	110-130
-------	-------	--------	---------

Recommended shaft weight ranges in grams:

ALTERATIONS

SWINGWEIGHT GUIDE Swingweight is affected by changing the club length or by changing the component attributes.

Lighter

Heavier

	-2"	-1.75"	-1.5"	-1.25"	-1"	-0.75"	-0.5"	-0.25"	Std	+0.25"	+0.5"	+0.75"	+1"	+1.25"	+1.5"	+1.75"	+2"
LENGTH	-2"	-1.75"	-1.5"	-1.25"	-1"	-0.75"	-0.5"	-0.25"	Std	+0.25"	+0.5"	+0.75"	+1"	+1.25"	+1.5"	+1.75"	+2"
Swingweight	-12	-10.5	-9	-7.5	-6	-4.5	-3	-1.5	0	+1.5	+3	+4.5	+6	+7.5	+9	+10.5	+12
LIE ANGLE						+3° up	+2° up	+1° up	Std	-1° flat	-2° flat	-3° flat					
Swingweight						-0.75	-0.5	-0.25	0	+0.25	+0.5	+0.75					
HEAD WEIGHT	-8g	-7g	-6g	-5g	-4g	-3g	-2g	-1g	Std	+1g	+2g	+3g	+4g	+5g	+6g	+7g	+8g
Swingweight	-4	-3.5	-3	-2.5	-2	-1.5	-1	-0.5	0	+0.5	+1	+1.5	+2	+2.5	+3	+3.5	+4
GRIP WEIGHT	+8g	+7g	+6g	+5g	+4g	+3g	+2g	+1g	Std	-1g	-2g	-3g	-4g	-5g	-6g	-7g	-8g
Swingweight	-1.6	-1.4	-1.2	-1	-0.8	-0.6	-0.4	-0.2	0	+0.2	+0.4	+0.6	+0.8	+1	+1.2	+1.4	+1.6
TAPE WRAPS	+8	+7	+6	+5	+4	+3	+2	+1	Std								
Swingweight	-2	-1.75	-1.5	-1.25	-1	-0.75	-0.5	-0.25	0								
SHAFT WEIGHT			-18g	-15g	-12g	-9g	-6g	-3g	Std	+3g	+6g	+9g	+12g	+15g	+18g		
Swingweight			-2	-1.7	-1.3	-1	-0.7	-0.3	0	+0.3	+0.7	+1	+1.3	+1.7	+2		
SHAFT BALANCE POINT									High Balance Point	Std							Low Balance Point
Swingweight									-1 to -2 pts	0							+1 to +2 pts

FITTERS ONLY

The Callaway assembly goal is to maintain the standard product swingweight for all custom club builds that fall within +/- 0.5" of standard length.

- Swingweights cannot be guaranteed due to head weight control limitations and multiple component variables.
- Swingweight tolerance is +/- 1 swingweight point.



QUANTUM STOCK WOOD SHAFT OFFERINGS

DENALI FROST SILVER

The next evolution of the acclaimed Denali shaft line. The second-generation design features Focused Rotational Stability Technology (FROST) engineered to tighten dispersion by enhancing stability on off-center strikes. This is achieved through strategically placed, varying-modulus carbon fibers tailored across the shaft profile.

Designed for tour-level performance and maximum consistency, Denali Frost Silver delivers a smooth, controlled feel through its straight taper profile, making it the ideal choice for golfers seeking precision and balance in every swing.

VENTUS BLACK/CHARCOAL

At Fujikura, we've always focused on creating golf shafts that help players feel confident and consistent. For decades, our engineering team has worked to deliver technology that improves the game for golfers of all levels. Using proven materials and trusted construction methods, Fujikura designed this Ventus Black/Charcoal shaft to compliment Quantum and deliver outstanding, dependable performance.

MITSUBISHI VANQUISH

Mitsubishi Golf has long been a leader in the premium, lightweight golf shaft category. With VANQUISH™ our engineers were determined to leave no stone unturned in the challenge to create the best-performing, highest-quality, premium performance lightweight shaft. A collaborative effort between Mitsubishi Chemical Group's teams in Japan and California, the new brand carries on MCG's lightweight shaft legacy – established with brands like Bassara and Grand Bassara – and solidifies its position as a leader in premium, lightweight shaft performance.

MITSUBISHI ELDIO

Designed exclusively for women with the focus on high predictability through the swing to maximize distance. The rigidity of the tip of the shaft has been increased to stabilize the direction of the ball flight, allowing players to get square impact.

TRAJECTORY CHART (FLIGHT CODE)

LAUNCH CHARACTERISTIC	HIGH	A5	B5	C5	D5	E5
	MID-HIGH	A4	B4	C4	D4	E4
	MID	A3	B3	C3	D3	E3
	LOW-MID	A2	B2	C2	D2	E2
	LOW	A1	B1	C1	D1	E1
	LOW	LOW-MID	MID	MID-HIGH	HIGH	
	SPIN CHARACTERISTIC					



SCAN USING YOUR SMARTPHONE FOR EASY ACCESS TO OUR CONSTRAINED COMPONENT REPORTING.

WOODS



DENALI FROST BLACK 60

FLEX OFFERING	WEIGHT (G)	BUTT DIAMETER	TORQUE (DEGREES)	BUTT PROFILE	MID PROFILE	TIP PROFILE	LAUNCH	SPIN	FLIGHT CODE
S	65	.600	4	Mid	Mid	Stiff	Low	Low	A1
X	69	.600	3.9	Mid	Mid	Stiff	Low	Low	A1

DENALI FROST BLACK 70

FLEX OFFERING	WEIGHT (G)	BUTT DIAMETER	TORQUE (DEGREES)	BUTT PROFILE	MID PROFILE	TIP PROFILE	LAUNCH	SPIN	FLIGHT CODE
S	75	.600	3.6	Mid	Mid	Stiff	Low	Low	A1
X	76	.600	3.2	Mid	Mid	Stiff	Low	Low	A1

DENALI FROST BLACK 80

FLEX OFFERING	WEIGHT (G)	BUTT DIAMETER	TORQUE (DEGREES)	BUTT PROFILE	MID PROFILE	TIP PROFILE	LAUNCH	SPIN	FLIGHT CODE
S	89	.600	3.2	Mid	Mid	Stiff	Low	Low	A1
X	90	.600	3.1	Mid	Mid	Stiff	Low	Low	A1



DENALI FROST BLUE 50

FLEX OFFERING	WEIGHT (G)	BUTT DIAMETER	TORQUE (DEGREES)	BUTT PROFILE	MID PROFILE	TIP PROFILE	LAUNCH	SPIN	FLIGHT CODE
R	55	.605	4.2	Mid	Mid	Mid	Mid	Mid	C3
S	57	.605	4.1	Mid	Mid	Mid	Mid	Mid	C3

DENALI FROST BLUE 60

FLEX OFFERING	WEIGHT (G)	BUTT DIAMETER	TORQUE (DEGREES)	BUTT PROFILE	MID PROFILE	TIP PROFILE	LAUNCH	SPIN	FLIGHT CODE
S	65	.610	3.7	Mid	Mid	Mid	Mid	Mid	C3
X	65	.605	3.5	Mid	Mid	Mid	Mid	Mid	C3

DENALI FROST BLUE 70

FLEX OFFERING	WEIGHT (G)	BUTT DIAMETER	TORQUE (DEGREES)	BUTT PROFILE	MID PROFILE	TIP PROFILE	LAUNCH	SPIN	FLIGHT CODE
S	73	.605	3.1	Mid	Mid	Mid	Mid	Mid	C3
X	74	.600	2.6	Mid	Mid	Mid	Mid	Mid	C3



DENALI FROST RED 50 C

FLEX OFFERING	WEIGHT (G)	BUTT DIAMETER	TORQUE (DEGREES)	BUTT PROFILE	MID PROFILE	TIP PROFILE	LAUNCH	SPIN	FLIGHT CODE
R	53	.615	5.4	Mid	Mid	Soft	High	High	E5
S	53	.615	5.0	Mid	Mid	Soft	High	High	E5

DENALI FROST RED 60 C

FLEX OFFERING	WEIGHT (G)	BUTT DIAMETER	TORQUE (DEGREES)	BUTT PROFILE	MID PROFILE	TIP PROFILE	LAUNCH	SPIN	FLIGHT CODE
R	60	.615	4.5	Mid	Mid	Soft	High	High	E5
S	60	.615	4.0	Mid	Mid	Soft	High	High	E5



DENALI FROST SILVER 50

FLEX OFFERING	WEIGHT (G)	BUTT DIAMETER	TORQUE (DEGREES)	BUTT PROFILE	MID PROFILE	TIP PROFILE	LAUNCH	SPIN	FLIGHT CODE
R	58	.600	4.8	Mid	Mid	Mid	Mid	Mid	C3
S	59	.600	4.6	Mid	Mid	Mid	Mid	Mid	C3

DENALI FROST SILVER 60

FLEX OFFERING	WEIGHT (G)	BUTT DIAMETER	TORQUE (DEGREES)	BUTT PROFILE	MID PROFILE	TIP PROFILE	LAUNCH	SPIN	FLIGHT CODE
R	67	.600	4.4	Mid	Mid	Mid	Mid	Mid	C3
S	67	.600	3.7	Mid	Mid	Mid	Mid	Mid	C3
X	67	.600	3.5	Mid	Mid	Mid	Mid	Mid	C3

DENALI FROST SILVER 70

FLEX OFFERING	WEIGHT (G)	BUTT DIAMETER	TORQUE (DEGREES)	BUTT PROFILE	MID PROFILE	TIP PROFILE	LAUNCH	SPIN	FLIGHT CODE
S	73	.605	3.1	Mid	Mid	Mid	Mid	Mid	C3
X	73	.605	3.0	Mid	Mid	Mid	Mid	Mid	C3



DENALI CHARCOAL CB 50

FLEX OFFERING	WEIGHT (G)	BUTT DIAMETER	TORQUE (DEGREES)	BUTT PROFILE	MID PROFILE	TIP PROFILE	LAUNCH	SPIN	FLIGHT CODE
R	53	.615	5.4	Mid	Mid	Mid	Mid	Mid	C3
S	53	.615	5.2	Mid	Mid	Mid	Mid	Mid	C3

DENALI CHARCOAL CB 60

FLEX OFFERING	WEIGHT (G)	BUTT DIAMETER	TORQUE (DEGREES)	BUTT PROFILE	MID PROFILE	TIP PROFILE	LAUNCH	SPIN	FLIGHT CODE
S	65	.598	3.8	Mid	Mid	Mid	Mid	Mid	C3
X	66	.598	3.6	Mid	Mid	Mid	Mid	Mid	C3

PROJECT X

WOODS



HZRIDUS YELLOW G5 HC 60

FLEX OFFERING	WEIGHT (G)	BUTT DIAMETER	TORQUE (DEGREES)	BUTT PROFILE	MID PROFILE	TIP PROFILE	LAUNCH	SPIN	FLIGHT CODE
S	66	.612	3.2	Extra-Stiff	Soft	Extra-Stiff	Low	Low	A1
X	66	.612	3.0	Extra-Stiff	Soft	Extra-Stiff	Low	Low	A1

HZRIDUS YELLOW G5 HC 70

FLEX OFFERING	WEIGHT (G)	BUTT DIAMETER	TORQUE (DEGREES)	BUTT PROFILE	MID PROFILE	TIP PROFILE	LAUNCH	SPIN	FLIGHT CODE
S	71	.612	3.1	Extra-Stiff	Soft	Extra-Stiff	Low	Low	A1
X	72	.612	2.9	Extra-Stiff	Soft	Extra-Stiff	Low	Low	A1



HZRIDUS SMOKE GREEN RDX 60

FLEX OFFERING	WEIGHT (G)	BUTT DIAMETER	TORQUE (DEGREES)	BUTT PROFILE	MID PROFILE	TIP PROFILE	LAUNCH	SPIN	FLIGHT CODE
S	61	.615	2.8	Extra-Stiff	Extra-Stiff	Extra-Stiff	Low	Low	A1
X	61	.615	2.8	Extra-Stiff	Extra-Stiff	Extra-Stiff	Low	Low	A1



HZRIDUS SMOKE GREEN RDX 70

FLEX OFFERING	WEIGHT (G)	BUTT DIAMETER	TORQUE (DEGREES)	BUTT PROFILE	MID PROFILE	TIP PROFILE	LAUNCH	SPIN	FLIGHT CODE
S	72	.615	2.5	Extra-Stiff	Extra-Stiff	Extra-Stiff	Low	Low	A1
X	72	.615	2.5	Extra-Stiff	Extra-Stiff	Extra-Stiff	Low	Low	A1




CYPHER BLACK 2.0 40

FLEX OFFERING	WEIGHT (G)	BUTT DIAMETER	TORQUE (DEGREES)	BUTT PROFILE	MID PROFILE	TIP PROFILE	LAUNCH	SPIN	FLIGHT CODE
W	47	.585	6.0	Soft	Medium	Soft	High	High	E5
A	47	.585	5.5	Soft	Medium	Soft	High	High	E5
R	48	.585	5.3	Soft	Medium	Soft	High	High	E5

CYPHER BLACK 2.0 50

FLEX OFFERING	WEIGHT (G)	BUTT DIAMETER	TORQUE (DEGREES)	BUTT PROFILE	MID PROFILE	TIP PROFILE	LAUNCH	SPIN	FLIGHT CODE
A	53	.600	4.8	Soft	Medium	Soft	High	High	E5
R	55	.600	4.7	Soft	Medium	Soft	High	High	E5



HZRIDUS BLACK GEN 5 60

FLEX OFFERING	WEIGHT (G)	BUTT DIAMETER	TORQUE (DEGREES)	BUTT PROFILE	MID PROFILE	TIP PROFILE	LAUNCH	SPIN	FLIGHT CODE
S	66	.600	3.2	Stiff	Stiff	Stiff	Low	Low	A1
X	66	.600	3.0	Stiff	Stiff	Stiff	Low	Low	A1

HZRIDUS BLACK GEN 5 70

FLEX OFFERING	WEIGHT (G)	BUTT DIAMETER	TORQUE (DEGREES)	BUTT PROFILE	MID PROFILE	TIP PROFILE	LAUNCH	SPIN	FLIGHT CODE
S	72	.600	3.1	Stiff	Stiff	Stiff	Low	Low	A1
X	74	.600	2.9	Stiff	Stiff	Stiff	Low	Low	A1

PROJECT X

HYBRIDS



HZRDUSS BLACK GEN 4 80 HB

FLEX OFFERING	WEIGHT (G)	BUTT DIAMETER	TORQUE (DEGREES)	BUTT PROFILE	MID PROFILE	TIP PROFILE	LAUNCH	SPIN	FLIGHT CODE
S	77	.605	2.1	Stiff	Stiff	Stiff	Low	Low	A1
X	79	.610	2.1	Stiff	Stiff	Stiff	Low	Low	A1

HZRDUSS BLACK GEN 4 90 HB

FLEX OFFERING	WEIGHT (G)	BUTT DIAMETER	TORQUE (DEGREES)	BUTT PROFILE	MID PROFILE	TIP PROFILE	LAUNCH	SPIN	FLIGHT CODE
S	90	.610	2.3	Stiff	Stiff	Stiff	Low	Low	A1
X	92	.610	2.1	Stiff	Stiff	Stiff	Low	Low	A1

HYBRIDS & IRONS



HZRDUSS SILVER 65

FLEX OFFERING	WEIGHT (G)	BUTT DIAMETER	TORQUE (DEGREES)	LAUNCH	SPIN	FLIGHT CODE
R	65	.595	3.4	Mid	Mid	C3

HZRDUSS SILVER 75

FLEX OFFERING	WEIGHT (G)	BUTT DIAMETER	TORQUE (DEGREES)	LAUNCH	SPIN	FLIGHT CODE
S	75	.600	3.1	Mid	Mid	C3



CYPHER BLACK 2.0 40

FLEX OFFERING	WEIGHT (G)	BUTT DIAMETER	TORQUE (DEGREES)	LAUNCH	SPIN	FLIGHT CODE
W	42	.600	Parallel	High	High	E5

CYPHER BLACK 2.0 50

FLEX OFFERING	WEIGHT (G)	BUTT DIAMETER	TORQUE (DEGREES)	LAUNCH	SPIN	FLIGHT CODE
A	52	.600	Parallel	High	High	E5

CYPHER BLACK 2.0 60

FLEX OFFERING	WEIGHT (G)	BUTT DIAMETER	TORQUE (DEGREES)	LAUNCH	SPIN	FLIGHT CODE
R	60	.600	Parallel	High	High	E5

CYPHER BLACK 2.0 70

FLEX OFFERING	WEIGHT (G)	BUTT DIAMETER	TORQUE (DEGREES)	LAUNCH	SPIN	FLIGHT CODE
S	74	.600	Parallel	High	High	E5



DENALI CHARCOAL

FLEX OFFERING	WEIGHT (G)	BUTT DIAMETER	TORQUE (DEGREES)	LAUNCH	SPIN	FLIGHT CODE
A	55	.590	Parallel	Mid	Mid	C3
R	65	.593	Parallel	Mid	Mid	C3
S	76	.600	Parallel	Mid	Mid	C3

PROJECT X

IRONS



PROJECT X RED

FLEX OFFERING	WEIGHT (G)	BUTT DIAMETER	TIP TYPE	LAUNCH	SPIN	FLIGHT CODE
R	110	600	Taper	Mid	Mid	C3
S	110	600	Taper	Mid	Mid	C3
X	120	600	Taper	Mid	Mid	C3



PROJECT X

FLEX OFFERING	WEIGHT (G)	BUTT DIAMETER	TIP TYPE	LAUNCH	SPIN	FLIGHT CODE
R	115	600	Taper	Low	Low	A1
S	120	600	Taper	Low	Low	A1
X	125	600	Taper	Low	Low	A1



PROJECT X LZ

FLEX OFFERING	WEIGHT (G)	BUTT DIAMETER	TIP TYPE	LAUNCH	SPIN	FLIGHT CODE
R	115	600	Taper	Mid	Mid	C3
S	120	600	Taper	Mid	Mid	C3
X	125	600	Taper	Mid	Mid	C3

WOODS



AEROTECH NEXUS BLUE 50

FLEX OFFERING	WEIGHT (G)	BUTT DIAMETER	TORQUE (DEGREES)	BUTT PROFILE	MID PROFILE	TIP PROFILE	LAUNCH	SPIN	FLIGHT CODE
A	54	.600	4.1	Stiff	Medium	Medium	Mid	Mid	C3
R	57	.600	4	Stiff	Medium	Medium	Mid	Mid	C3
S	58	.600	4	Stiff	Medium	Medium	Mid	Mid	C3



AEROTECH NEXUS BLACK CB 60

FLEX OFFERING	WEIGHT (G)	BUTT DIAMETER	TORQUE (DEGREES)	BUTT PROFILE	MID PROFILE	TIP PROFILE	LAUNCH	SPIN	FLIGHT CODE
S	67	.600	3.0	Extra-Stiff	Stiff	Stiff	Low	Low	A1
X	69	.600	2.8	Extra-Stiff	Stiff	Stiff	Low	Low	A1

AEROTECH NEXUS BLACK CB 70

FLEX OFFERING	WEIGHT (G)	BUTT DIAMETER	TORQUE (DEGREES)	BUTT PROFILE	MID PROFILE	TIP PROFILE	LAUNCH	SPIN	FLIGHT CODE
S	74	.600	2.5	Extra-Stiff	Stiff	Stiff	Low	Low	A1
X	75	.600	2.5	Extra-Stiff	Stiff	Stiff	Low	Low	A1

HYBRIDS & IRONS



STEELFIBER FC HY

FLEX OFFERING	WEIGHT (G)	BUTT DIAMETER	TORQUE (DEGREES)	BUTT PROFILE	MID PROFILE	TIP PROFILE	LAUNCH	SPIN	FLIGHT CODE
A	65	.600	3.2	Medium	Medium	Medium	High	High	E5
R	74	.600	3.2	Medium	Medium	Medium	Mid-High	Mid-High	D4
S	76	.600	3.2	Medium	Medium	Medium	Mid-High	Mid-High	D4
X	80	.600	3.2	Medium	Medium	Medium	Mid	Mid	C3



STEELFIBER i70CW

FLEX OFFERING	WEIGHT (G)	BUTT DIAMETER	TIP TYPE	LAUNCH	SPIN	FLIGHT CODE
R	70	.600	Taper	High	Mid	C5
S	70	.600	Taper	High	Mid	C5

STEELFIBER i80CW

FLEX OFFERING	WEIGHT (G)	BUTT DIAMETER	TIP TYPE	LAUNCH	SPIN	FLIGHT CODE
R	85	.600	Taper	Mid	Mid	C3
S	85	.600	Taper	Mid	Mid	C3

STEELFIBER i95CW

FLEX OFFERING	WEIGHT (G)	BUTT DIAMETER	TIP TYPE	LAUNCH	SPIN	FLIGHT CODE
R	95	.600	Taper	Mid	Mid	C3
S	95	.600	Taper	Mid	Mid	C3

STEELFIBER i110CW

FLEX OFFERING	WEIGHT (G)	BUTT DIAMETER	TIP TYPE	LAUNCH	SPIN	FLIGHT CODE
S	110	.605	Taper	Mid	Mid	C3
X	110	.605	Taper	Mid	Mid	C3

STEELFIBER i155CW

FLEX OFFERING	WEIGHT (G)	BUTT DIAMETER	TIP TYPE	LAUNCH	SPIN	FLIGHT CODE
R	115	.605	Taper	Progressive	Progressive	A1,B2,C3
S	115	.605	Taper	Progressive	Progressive	A1,B2,C3

IRONS



AMT TOUR WHITE

FLEX OFFERING	WEIGHT (G)	BUTT DIAMETER	TIP TYPE	LAUNCH	SPIN	FLIGHT CODE
R	106-130	.600	Taper	Low	Low	A1
S	106-130	.600	Taper	Low	Low	A1
X	106-130	.600	Taper	Low	Low	A1



AMT BLACK

FLEX OFFERING	WEIGHT (G)	BUTT DIAMETER	TIP TYPE	LAUNCH	SPIN	FLIGHT CODE
R	94-115	.600	Taper	Mid-High	Mid	C4
S	95-116	.600	Taper	Mid-High	Mid	C4



AMT RED

FLEX OFFERING	WEIGHT (G)	BUTT DIAMETER	TIP TYPE	LAUNCH	SPIN	FLIGHT CODE
R	94-106	.600	Taper	High	High	E5
S	95-107	.600	Taper	High	High	E5



DYNAMIC GOLD

FLEX OFFERING	WEIGHT (G)	BUTT DIAMETER	TIP TYPE	LAUNCH	SPIN	FLIGHT CODE
R	127	.580	Taper	Low	Low	A1
S	130	.600	Taper	Low	Low	A1
X	130	.600	Taper	Low	Low	A1

DYNAMIC GOLD

FLEX OFFERING	WEIGHT (G)	BUTT DIAMETER	TIP TYPE	LAUNCH	SPIN	FLIGHT CODE
R	127	.600	Parallel	Low	Low	A1
S	130	.600	Parallel	Low	Low	A1
X	130	.600	Parallel	Low	Low	A1



DYNAMIC GOLD 105

FLEX OFFERING	WEIGHT (G)	BUTT DIAMETER	TIP TYPE	LAUNCH	SPIN	FLIGHT CODE
R	101	.600	Taper	Low-Mid	Mid	C2
S	103	.600	Taper	Low-Mid	Mid	C2
X	105	.605	Taper	Low-Mid	Mid	C2



DYNAMIC GOLD 120 TOUR ISSUE

FLEX OFFERING	WEIGHT (G)	BUTT DIAMETER	TIP TYPE	LAUNCH	SPIN	FLIGHT CODE
S	118	.600	Taper	Low	Low	A1
X	120	.600	Taper	Low	Low	A1

IRONS



DYNAMIC GOLD TOUR ISSUE

FLEX OFFERING	WEIGHT (G)	BUTT DIAMETER	TIP TYPE	LAUNCH	SPIN	FLIGHT CODE
S	132	.600	Taper	Low	Low	A1
X	130	.600	Taper	Low	Low	A1



DYNAMIC GOLD X7

FLEX OFFERING	WEIGHT (G)	BUTT DIAMETER	TIP TYPE	LAUNCH	SPIN	FLIGHT CODE
X	133	.610	Taper	Low	Low	A1



DYNAMIC GOLD MID 90

FLEX OFFERING	WEIGHT (G)	BUTT DIAMETER	TIP TYPE	LAUNCH	SPIN	FLIGHT CODE
R	94	.600	Parallel	Mid	Mid	C3
S	95	.600	Parallel	Mid	Mid	C3



DYNAMIC GOLD MID 100

FLEX OFFERING	WEIGHT (G)	BUTT DIAMETER	TIP TYPE	LAUNCH	SPIN	FLIGHT CODE
R	105	.600	Taper	Mid	Mid	C3
S	106	.600	Taper	Mid	Mid	C3



DYNAMIC GOLD MID 115

FLEX OFFERING	WEIGHT (G)	BUTT DIAMETER	TIP TYPE	LAUNCH	SPIN	FLIGHT CODE
R	114	.600	Taper	Mid	Mid	C3
S	115	.600	Taper	Mid	Mid	C3
X	116	.600	Taper	Mid	Mid	C3



DYNAMIC GOLD MID 130 TOUR ISSUE

FLEX OFFERING	WEIGHT (G)	BUTT DIAMETER	TIP TYPE	LAUNCH	SPIN	FLIGHT CODE
S	130	.600	Taper	Mid	Mid	C3
X	130	.600	Taper	Mid	Mid	C3



VECTOR

FLEX OFFERING	WEIGHT (G)	BUTT DIAMETER	TIP TYPE	LAUNCH	SPIN	FLIGHT CODE
R	80	.600	Parallel	High	High	E5
S	90	.600	Parallel	High	High	E5

IRONS



ELEVATE MPH 85

FLEX OFFERING	WEIGHT (G)	BUTT DIAMETER	TIP TYPE	LAUNCH	SPIN	FLIGHT CODE
R	84	.580	Parallel	High	High	E5
S	85	.580	Parallel	High	High	E5



ELEVATE MPH 95

FLEX OFFERING	WEIGHT (G)	BUTT DIAMETER	TIP TYPE	LAUNCH	SPIN	FLIGHT CODE
R	90	.600	Parallel	High	High	E5
S	90	.600	Parallel	High	High	E5

WEDGES



PROJECT X CATALYST 80

FLEX OFFERING	WEIGHT (G)	BUTT DIAMETER	TIP TYPE
Wedge	86	.600	Taper



PROJECT X WEDGE

FLEX OFFERING	WEIGHT (G)	BUTT DIAMETER	TIP TYPE
R	115	.600	Taper
S	120	.600	Taper
X	125	.600	Taper



DYNAMIC GOLD S200

FLEX OFFERING	WEIGHT (G)	BUTT DIAMETER	TIP TYPE
Wedge	127	.600	Taper



DENALI GREEN 90

FLEX OFFERING	WEIGHT (G)	BUTT DIAMETER	TIP TYPE
Wedge	90	.593	Parallel



DYNAMIC GOLD TOUR ISSUE ONYX

FLEX OFFERING	WEIGHT (G)	BUTT DIAMETER	TIP TYPE
S	132	.600	Taper
X	130	.600	Taper



PROJECT X CATALYST 65

FLEX OFFERING	WEIGHT (G)	BUTT DIAMETER	TIP TYPE
Wedge	76	.593	Parallel



DYNAMIC GOLD MID 115

FLEX OFFERING	WEIGHT (G)	BUTT DIAMETER	TIP TYPE
Wedge	115	.600	Taper



ELEVATE WEDGE

FLEX OFFERING	WEIGHT (G)	BUTT DIAMETER	TIP TYPE
Wedge	128	.600	Taper



WOODS



ISAWA GLD 60

FLEX OFFERING	WEIGHT (G)	BUTT DIAMETER	TORQUE (DEGREES)	BUTT PROFILE	MID PROFILE	TIP PROFILE	LAUNCH	SPIN	FLIGHT CODE
S	71	.600	3.3	Firm	Firm	Stiff	Mid-High	Low-Mid	B4
X	71	.600	3.3	Firm	Firm	Stiff	Mid-High	Low-Mid	B4

ISAWA GLD 70

FLEX OFFERING	WEIGHT (G)	BUTT DIAMETER	TORQUE (DEGREES)	BUTT PROFILE	MID PROFILE	TIP PROFILE	LAUNCH	SPIN	FLIGHT CODE
S	75	.600	3.3	Firm	Firm	Stiff	Mid-High	Low-Mid	B4
X	76	.600	3.3	Firm	Firm	Stiff	Mid-High	Low-Mid	B4



ISAWA RED 55

FLEX OFFERING	WEIGHT (G)	BUTT DIAMETER	TORQUE (DEGREES)	BUTT PROFILE	MID PROFILE	TIP PROFILE	LAUNCH	SPIN	FLIGHT CODE
R	56	.600	4.2	Medium	Medium	Soft	Mid-High	Mid	C4
S	59	.600	4.2	Medium	Medium	Soft	Mid-High	Mid	C4

ISAWA RED 65

FLEX OFFERING	WEIGHT (G)	BUTT DIAMETER	TORQUE (DEGREES)	BUTT PROFILE	MID PROFILE	TIP PROFILE	LAUNCH	SPIN	FLIGHT CODE
R	63	.600	3.6	Medium	Medium	Soft	Mid-High	Mid	C4
S	66	.600	3.6	Medium	Medium	Soft	Mid-High	Mid	C4



WOODS



EC1 BLUE 55

FLEX OFFERING	WEIGHT (G)	BUTT DIAMETER	TORQUE (DEGREES)	BUTT PROFILE	MID PROFILE	TIP PROFILE	LAUNCH	SPIN	FLIGHT CODE
R	58	.600	4.0	Firm	Active	Mid-Firm	Mid	Low-Mid	B3
S	58	.600	3.8	Firm	Active	Mid-Firm	Mid	Low-Mid	B3

EC1 BLUE 65

FLEX OFFERING	WEIGHT (G)	BUTT DIAMETER	TORQUE (DEGREES)	BUTT PROFILE	MID PROFILE	TIP PROFILE	LAUNCH	SPIN	FLIGHT CODE
S	68	.600	3.6	Firm	Active	Mid-Firm	Mid	Low-Mid	B3
X	69	.600	3.4	Firm	Active	Mid-Firm	Mid	Low-Mid	B3

EC1 BLUE 75

FLEX OFFERING	WEIGHT (G)	BUTT DIAMETER	TORQUE (DEGREES)	BUTT PROFILE	MID PROFILE	TIP PROFILE	LAUNCH	SPIN	FLIGHT CODE
S	78	.600	3.4	Firm	Active	Mid-Firm	Mid	Low-Mid	B3
X	78	.600	3.2	Firm	Active	Mid-Firm	Mid	Low-Mid	B3

EC1 BLUE 85

FLEX OFFERING	WEIGHT (G)	BUTT DIAMETER	TORQUE (DEGREES)	BUTT PROFILE	MID PROFILE	TIP PROFILE	LAUNCH	SPIN	FLIGHT CODE
S	86	.600	3.0	Firm	Active	Mid-Firm	Mid	Low-Mid	B3
X	86	.600	2.8	Firm	Active	Mid-Firm	Mid	Low-Mid	B3

WOODS



ROGUE INFINITY 60

FLEX OFFERING	WEIGHT (G)	BUTT DIAMETER	TORQUE (DEGREES)	BUTT PROFILE	MID PROFILE	TIP PROFILE	LAUNCH	SPIN	FLIGHT CODE
TS	65	.644	3.9	Firm	Medium	Firm+	Mid	Mid/Low	B3
TX	67	.648	3.9	Firm	Medium	Firm+	Mid	Mid/Low	B3

ROGUE INFINITY 70

FLEX OFFERING	WEIGHT (G)	BUTT DIAMETER	TORQUE (DEGREES)	BUTT PROFILE	MID PROFILE	TIP PROFILE	LAUNCH	SPIN	FLIGHT CODE
TS	74	.648	3.1	Firm	Medium	Firm+	Mid	Mid/Low	B3
TX	76	.651	3	Firm	Medium	Firm+	Mid	Mid/Low	B3

DRIVERS



Korea Hidden Technology



Designed by *Quinn*

AUTOFLEX SF305X

FLEX OFFERING	WEIGHT (G)	BUTT DIAMETER	TORQUE (DEGREES)	BUTT PROFILE	MID PROFILE	TIP PROFILE	LAUNCH	SPIN	FLIGHT CODE
A	41	.541	6.0	Soft	Medium	Firm	High	Low	A5

AUTOFLEX SF505

FLEX OFFERING	WEIGHT (G)	BUTT DIAMETER	TORQUE (DEGREES)	BUTT PROFILE	MID PROFILE	TIP PROFILE	LAUNCH	SPIN	FLIGHT CODE
R	50	.541	6.0	Medium	Firm	Stiff	High	Low	A5

AUTOFLEX SF505XX

FLEX OFFERING	WEIGHT (G)	BUTT DIAMETER	TORQUE (DEGREES)	BUTT PROFILE	MID PROFILE	TIP PROFILE	LAUNCH	SPIN	FLIGHT CODE
X	57	.541	3.9	Medium	Firm	Stiff	Mid	Low	A3

AUTOFLEX SF405

FLEX OFFERING	WEIGHT (G)	BUTT DIAMETER	TORQUE (DEGREES)	BUTT PROFILE	MID PROFILE	TIP PROFILE	LAUNCH	SPIN	FLIGHT CODE
A	45	.541	6.0	Soft	Medium	Firm	High	Low	A5

AUTOFLEX SF505X

FLEX OFFERING	WEIGHT (G)	BUTT DIAMETER	TORQUE (DEGREES)	BUTT PROFILE	MID PROFILE	TIP PROFILE	LAUNCH	SPIN	FLIGHT CODE
S	56	.537	4.1	Medium	Firm	Stiff	Mid	Low	A3

FAIRWAYS



Korea Hidden Technology



Designed by *Quinn*

AUTOFLEX SF305

FLEX OFFERING	WEIGHT (G)	BUTT DIAMETER	TORQUE (DEGREES)	BUTT PROFILE	MID PROFILE	TIP PROFILE	LAUNCH	SPIN	FLIGHT CODE
A	40	.541	N/A	Medium	Firm	Stiff	High	Low	A5

AUTOFLEX SF405X

FLEX OFFERING	WEIGHT (G)	BUTT DIAMETER	TORQUE (DEGREES)	BUTT PROFILE	MID PROFILE	TIP PROFILE	LAUNCH	SPIN	FLIGHT CODE
R	45	.541	N/A	Medium	Firm	Stiff	High	Low	A5

AUTOFLEX SF505X

FLEX OFFERING	WEIGHT (G)	BUTT DIAMETER	TORQUE (DEGREES)	BUTT PROFILE	MID PROFILE	TIP PROFILE	LAUNCH	SPIN	FLIGHT CODE
X	53	.541	N/A	Medium	Firm	Stiff	Mid	Low	A3

AUTOFLEX SF405

FLEX OFFERING	WEIGHT (G)	BUTT DIAMETER	TORQUE (DEGREES)	BUTT PROFILE	MID PROFILE	TIP PROFILE	LAUNCH	SPIN	FLIGHT CODE
A	43	.541	N/A	Medium	Firm	Stiff	High	Low	A5

AUTOFLEX SF505

FLEX OFFERING	WEIGHT (G)	BUTT DIAMETER	TORQUE (DEGREES)	BUTT PROFILE	MID PROFILE	TIP PROFILE	LAUNCH	SPIN	FLIGHT CODE
S	48	.541	N/A	Medium	Firm	Stiff	Mid	Low	A3

AUTOFLEX SF505XX

FLEX OFFERING	WEIGHT (G)	BUTT DIAMETER	TORQUE (DEGREES)	BUTT PROFILE	MID PROFILE	TIP PROFILE	LAUNCH	SPIN	FLIGHT CODE
X	56	.541	N/A	Medium	Firm	Stiff	Mid	Low	A3

WOODS



6TH GEN. DIAMANA WB-SERIES 63

FLEX OFFERING	WEIGHT (G)	BUTT DIAMETER	TORQUE (DEGREES)	BUTT PROFILE	MID PROFILE	TIP PROFILE	LAUNCH	SPIN	FLIGHT CODE
S	62	.602	3.1	Firm	Firm+	Medium+	Low	Low	A1
TX	65	.606	3.0	Firm	Firm+	Medium+	Low	Low	A1

6TH GEN. DIAMANA WB-SERIES 73

FLEX OFFERING	WEIGHT (G)	BUTT DIAMETER	TORQUE (DEGREES)	BUTT PROFILE	MID PROFILE	TIP PROFILE	LAUNCH	SPIN	FLIGHT CODE
S	70	.602	3	Firm	Firm+	Medium+	Low	Low	A1
TX	73	.606	2.9	Firm	Firm+	Medium+	Low	Low	A1

6TH GEN. DIAMANA WB-SERIES 83

FLEX OFFERING	WEIGHT (G)	BUTT DIAMETER	TORQUE (DEGREES)	BUTT PROFILE	MID PROFILE	TIP PROFILE	LAUNCH	SPIN	FLIGHT CODE
TX	84	.604	2.7	Firm	Firm+	Medium+	Low	Low	A1



6TH GEN. DIAMANA BB-SERIES 53

FLEX OFFERING	WEIGHT (G)	BUTT DIAMETER	TORQUE (DEGREES)	BUTT PROFILE	MID PROFILE	TIP PROFILE	LAUNCH	SPIN	FLIGHT CODE
S	54	.596	4.9	Medium+	Medium+	Medium	Mid	Mid	C3

6TH GEN. DIAMANA BB-SERIES 63

FLEX OFFERING	WEIGHT (G)	BUTT DIAMETER	TORQUE (DEGREES)	BUTT PROFILE	MID PROFILE	TIP PROFILE	LAUNCH	SPIN	FLIGHT CODE
S	61	.602	3.2	Medium+	Medium+	Medium	Mid	Mid	C3
X	62	.602	3.2	Medium+	Medium+	Medium	Mid	Mid	C3

6TH GEN. DIAMANA BB-SERIES 73

FLEX OFFERING	WEIGHT (G)	BUTT DIAMETER	TORQUE (DEGREES)	BUTT PROFILE	MID PROFILE	TIP PROFILE	LAUNCH	SPIN	FLIGHT CODE
S	70	.604	2.9	Medium+	Medium+	Medium	Mid	Mid	C3
X	71	.604	2.9	Medium+	Medium+	Medium	Mid	Mid	C3

6TH GEN. DIAMANA BB-SERIES 83

FLEX OFFERING	WEIGHT (G)	BUTT DIAMETER	TORQUE (DEGREES)	BUTT PROFILE	MID PROFILE	TIP PROFILE	LAUNCH	SPIN	FLIGHT CODE
X	81	.604	2.8	Medium+	Medium+	Medium	Mid	Mid	C3



6TH GEN. DIAMANA RB-SERIES 53

FLEX OFFERING	WEIGHT (G)	BUTT DIAMETER	TORQUE (DEGREES)	BUTT PROFILE	MID PROFILE	TIP PROFILE	LAUNCH	SPIN	FLIGHT CODE
R	50	.600	4.3	Medium	Medium	Stiff+	Mid/High	Mid	C4
S	52	.602	4.3	Medium	Medium	Stiff+	Mid/High	Mid	C4

6TH GEN. DIAMANA RB-SERIES 63

FLEX OFFERING	WEIGHT (G)	BUTT DIAMETER	TORQUE (DEGREES)	BUTT PROFILE	MID PROFILE	TIP PROFILE	LAUNCH	SPIN	FLIGHT CODE
R	59.5	.600	3.3	Medium	Medium	Stiff+	Mid/High	Mid	C4
S	62	.602	3.2	Medium	Medium	Stiff+	Mid/High	Mid	C4

6TH GEN. DIAMANA RB-SERIES 73

FLEX OFFERING	WEIGHT (G)	BUTT DIAMETER	TORQUE (DEGREES)	BUTT PROFILE	MID PROFILE	TIP PROFILE	LAUNCH	SPIN	FLIGHT CODE
S	73.5	.600	2.8	Medium	Medium	Stiff+	Mid/High	Mid	C4
X	74	.602	2.8	Medium	Medium	Stiff+	Mid/High	Mid	C4



VANQUISH 4

FLEX OFFERING	WEIGHT (G)	BUTT DIAMETER	TORQUE (DEGREES)	BUTT PROFILE	MID PROFILE	TIP PROFILE	LAUNCH	SPIN	FLIGHT CODE
R3	44	0.604	7.0	Medium	Soft	Soft	High	High	E5
R2	44	0.604	6.8	Medium	Soft	Soft	High	High	E5
R	45	0.606	6.7	Medium	Soft	Soft	High	High	E5

VANQUISH 5

FLEX OFFERING	WEIGHT (G)	BUTT DIAMETER	TORQUE (DEGREES)	BUTT PROFILE	MID PROFILE	TIP PROFILE	LAUNCH	SPIN	FLIGHT CODE
R2	52	0.604	5.8	Medium	Soft	Soft	High	Mid/High	D5
R	55	0.604	5.7	Medium	High	Soft	High	Mid/High	D5
S	58	0.608	5.6	Medium	Soft	Soft	High	Mid/High	D5



TENSEI 1K BLACK 65

FLEX OFFERING	WEIGHT (G)	BUTT DIAMETER	TORQUE (DEGREES)	BUTT PROFILE	MID PROFILE	TIP PROFILE	LAUNCH	SPIN	FLIGHT CODE
S	67	.600	3.6	Medium	Firm	Firm+	Low	Low	A1
X	68	.602	3.5	Medium	Firm	Firm+	Low	Low	A1
TX	69	.618	3.5	Medium	Firm	Firm+	Low	Low	A1

TENSEI 1K BLACK 75

FLEX OFFERING	WEIGHT (G)	BUTT DIAMETER	TORQUE (DEGREES)	BUTT PROFILE	MID PROFILE	TIP PROFILE	LAUNCH	SPIN	FLIGHT CODE
S	76	.600	3.6	Medium	Firm	Firm+	Low	Low	A1
X	78	.604	3.5	Medium	Firm	Firm+	Low	Low	A1
TX	79	.614	3.0	Medium	Firm	Firm+	Low	Low	A1

TENSEI 1K BLACK 85

FLEX OFFERING	WEIGHT (G)	BUTT DIAMETER	TORQUE (DEGREES)	BUTT PROFILE	MID PROFILE	TIP PROFILE	LAUNCH	SPIN	FLIGHT CODE
S	89	.618	3.2	Medium	Firm	Firm+	Low	Low	A1
X	90	.620	3.2	Medium	Firm	Firm+	Low	Low	A1
TX	90	.610	2.8	Medium	Firm	Firm+	Low	Low	A1

WOODS



TENSEI 1K BLUE 55

FLEX OFFERING	WEIGHT (G)	BUTT DIAMETER	TORQUE (DEGREES)	BUTT PROFILE	MID PROFILE	TIP PROFILE	LAUNCH	SPIN	FLIGHT CODE
R	57	.596	5.2	Firm	Medium	Medium+	Mid	Mid	C3
S	59	.596	4.7	Firm	Medium	Medium+	Mid	Mid	C3

TENSEI 1K BLUE 65

FLEX OFFERING	WEIGHT (G)	BUTT DIAMETER	TORQUE (DEGREES)	BUTT PROFILE	MID PROFILE	TIP PROFILE	LAUNCH	SPIN	FLIGHT CODE
R	65	.594	4.4	Firm	Medium	Medium+	Mid	Mid	C3
S	66	.596	3.9	Firm	Medium	Medium+	Mid	Mid	C3

TENSEI 1K BLUE 75

FLEX OFFERING	WEIGHT (G)	BUTT DIAMETER	TORQUE (DEGREES)	BUTT PROFILE	MID PROFILE	TIP PROFILE	LAUNCH	SPIN	FLIGHT CODE
S	75	.594	3.9	Firm	Medium	Medium+	Mid	Mid	C3
X	76	.596	3.4	Firm	Medium	Medium+	Mid	Mid	C3



KAI'I DARK WAVES WHITE 60

FLEX OFFERING	WEIGHT (G)	BUTT DIAMETER	TORQUE (DEGREES)	BUTT PROFILE	MID PROFILE	TIP PROFILE	LAUNCH	SPIN	FLIGHT CODE
S	68	.630	4.1	Medium	Firm	Firm	Low	Low	A1
X	69	.632	4.1	Medium	Firm	Firm	Low	Low	A1

KAI'I DARK WAVES WHITE 70

FLEX OFFERING	WEIGHT (G)	BUTT DIAMETER	TORQUE (DEGREES)	BUTT PROFILE	MID PROFILE	TIP PROFILE	LAUNCH	SPIN	FLIGHT CODE
S	75	.636	3.8	Medium	Firm	Firm	Low	Low	A1
X	77	.637	3.7	Medium	Firm	Firm	Low	Low	A1



KAI'I DARK WAVES BLUE 50

FLEX OFFERING	WEIGHT (G)	BUTT DIAMETER	TORQUE (DEGREES)	BUTT PROFILE	MID PROFILE	TIP PROFILE	LAUNCH	SPIN	FLIGHT CODE
R	55	.638	5.3	Medium	Medium	Medium	Mid	Mid	C3
S	57	.638	5.3	Medium	Medium	Medium	Mid	Mid	C3

KAI'I DARK WAVES BLUE 60

FLEX OFFERING	WEIGHT (G)	BUTT DIAMETER	TORQUE (DEGREES)	BUTT PROFILE	MID PROFILE	TIP PROFILE	LAUNCH	SPIN	FLIGHT CODE
R	64	.634	4.3	Medium	Medium	Medium	Mid	Mid	C3
S	66	.634	4.2	Medium	Medium	Medium	Mid	Mid	C3
X	68	.636	4.2	Medium	Medium	Medium	Mid	Mid	C3

KAI'I DARK WAVES BLUE 70

FLEX OFFERING	WEIGHT (G)	BUTT DIAMETER	TORQUE (DEGREES)	BUTT PROFILE	MID PROFILE	TIP PROFILE	LAUNCH	SPIN	FLIGHT CODE
S	72	.634	3.8	Medium	Medium	Medium	Mid	Mid	C3
X	74	.634	3.8	Medium	Medium	Medium	Mid	Mid	C3



KAI'I DARK WAVES RED 50

FLEX OFFERING	WEIGHT (G)	BUTT DIAMETER	TORQUE (DEGREES)	BUTT PROFILE	MID PROFILE	TIP PROFILE	LAUNCH	SPIN	FLIGHT CODE
R	54	.628	6.2	Soft	Medium	Soft	High	Mid	C5

KAI'I DARK WAVES RED 60

FLEX OFFERING	WEIGHT (G)	BUTT DIAMETER	TORQUE (DEGREES)	BUTT PROFILE	MID PROFILE	TIP PROFILE	LAUNCH	SPIN	FLIGHT CODE
R	64	.634	4.3	Soft	Medium	Soft	High	Mid	C5
S	66	.636	4.2	Soft	Medium	Soft	High	Mid	C5

KAI'I DARK WAVES RED 70

FLEX OFFERING	WEIGHT (G)	BUTT DIAMETER	TORQUE (DEGREES)	BUTT PROFILE	MID PROFILE	TIP PROFILE	LAUNCH	SPIN	FLIGHT CODE
S	70	.634	4.0	Soft	Medium	Soft	High	Mid	C5
X	72	.636	3.9	Soft	Medium	Soft	High	Mid	C5



KAI'I DARK WAVES BLUE CB 60

FLEX OFFERING	WEIGHT (G)	BUTT DIAMETER	TORQUE (DEGREES)	BUTT PROFILE	MID PROFILE	TIP PROFILE	LAUNCH	SPIN	FLIGHT CODE
R	61.5	.600	4.2	Medium	Medium+	Medium	Mid	Mid	C3
S	64.5	.602	4.1	Medium	Medium+	Medium	Mid	Mid	C3
X	67	.606	4.1	Medium	Medium+	Medium	Mid	Mid	C3

KAI'I DARK WAVES BLUE CB 70

FLEX OFFERING	WEIGHT (G)	BUTT DIAMETER	TORQUE (DEGREES)	BUTT PROFILE	MID PROFILE	TIP PROFILE	LAUNCH	SPIN	FLIGHT CODE
R	72.5	.608	3.8	Medium	Medium+	Medium	Mid	Mid	C3
S	74.5	.612	3.8	Medium	Medium+	Medium	Mid	Mid	C3
X	76.5	.614	3.8	Medium	Medium+	Medium	Mid	Mid	C3

WOODS



KAI'LI DARK WAVES RED 40 CB

FLEX OFFERING	WEIGHT (G)	BUTT DIAMETER	TORQUE (DEGREES)	BUTT PROFILE	MID PROFILE	TIP PROFILE	LAUNCH	SPIN	FLIGHT CODE
R2	46	.628	7.8	Soft	Medium	Soft	High	Mid	C5
R	47	.630	7.8	Soft	Medium	Soft	High	Mid	C5



TENSEI AV BLUE 75

FLEX OFFERING	WEIGHT (G)	BUTT DIAMETER	TORQUE (DEGREES)	BUTT PROFILE	MID PROFILE	TIP PROFILE	LAUNCH	SPIN	FLIGHT CODE
R	75	.598	4.1	Stiff	Medium	Medium	Mid	Mid	C3
S	78	.600	3.9	Stiff	Medium	Medium	Mid	Mid	C3
X	79	.600	3.4	Stiff	Medium	Firm	Mid	Mid	C3



TENSEI BLUE/SILVER 40

FLEX OFFERING	WEIGHT (G)	BUTT DIAMETER	TORQUE (DEGREES)	BUTT PROFILE	MID PROFILE	TIP PROFILE	LAUNCH	SPIN	FLIGHT CODE
R2	44	.583	6.2	Medium	Soft	Soft	High	High	E5



ELDIO WHITE/SILVER 40

FLEX OFFERING	WEIGHT (G)	BUTT DIAMETER	TORQUE (DEGREES)	BUTT PROFILE	MID PROFILE	TIP PROFILE	LAUNCH	SPIN	FLIGHT CODE
R2	44	.583	6.2	Medium	Soft	Soft	High	High	E5

HYBRIDS & IRONS



VANQUISH 40

FLEX OFFERING	WEIGHT (G)	BUTT DIAMETER	TIP TYPE	LAUNCH	SPIN	FLIGHT CODE
R2	40	.600	Parallel	High	High	E5

VANQUISH 50

FLEX OFFERING	WEIGHT (G)	BUTT DIAMETER	TIP TYPE	LAUNCH	SPIN	FLIGHT CODE
R2	50	.600	Parallel	High	High	E5



TENSEI BLUE/SILVER 40

FLEX OFFERING	WEIGHT (G)	BUTT DIAMETER	TIP TYPE	LAUNCH	SPIN	FLIGHT CODE
R2	46	.589	Parallel	High	High	E5



ELDIO WHITE/SILVER 40

FLEX OFFERING	WEIGHT (G)	BUTT DIAMETER	TIP TYPE	LAUNCH	SPIN	FLIGHT CODE
W	43	.579	Parallel	High	High	E5

HYBRIDS



TENSEI AV SERIES WHITE HB

FLEX OFFERING	WEIGHT (G)	BUTT DIAMETER	TORQUE (DEGREES)	BUTT PROFILE	MID PROFILE	TIP PROFILE	LAUNCH	SPIN	FLIGHT CODE
R	79	.589	3.7	Firm	Firm	Firm	Low	Low	A1
S	83	.591	3.7	Firm	Firm	Firm	Low	Low	A1
X	84	.593	3.7	Firm	Firm	Firm	Low	Low	A1



MMT 60 HB

FLEX OFFERING	WEIGHT (G)	BUTT DIAMETER	TORQUE (DEGREES)	BUTT PROFILE	MID PROFILE	TIP PROFILE	LAUNCH	SPIN	FLIGHT CODE
A	64	.592	5.0	Medium	Medium	Firm	Mid	Mid	C3

MMT 70 HB

FLEX OFFERING	WEIGHT (G)	BUTT DIAMETER	TORQUE (DEGREES)	BUTT PROFILE	MID PROFILE	TIP PROFILE	LAUNCH	SPIN	FLIGHT CODE
A	71	.589	4.3	Medium	Medium	Firm	Mid	Mid	C3
R	73	.600	4.2	Medium	Medium	Firm	Mid	Mid	C3

MMT 80 HB

FLEX OFFERING	WEIGHT (G)	BUTT DIAMETER	TORQUE (DEGREES)	BUTT PROFILE	MID PROFILE	TIP PROFILE	LAUNCH	SPIN	FLIGHT CODE
S	85	.600	3.7	Medium	Medium	Firm	Mid	Mid	C3
X	88	.604	3.6	Medium	Medium	Firm	Mid	Mid	C3



KAI'LI WHITE 80 HB

FLEX OFFERING	WEIGHT (G)	BUTT DIAMETER	TORQUE (DEGREES)	BUTT PROFILE	MID PROFILE	TIP PROFILE	LAUNCH	SPIN	FLIGHT CODE
S	82	.610	2.7	Firm	Firm	Firm	Low	Low	A1

KAI'LI WHITE 90 HB

FLEX OFFERING	WEIGHT (G)	BUTT DIAMETER	TORQUE (DEGREES)	BUTT PROFILE	MID PROFILE	TIP PROFILE	LAUNCH	SPIN	FLIGHT CODE
TX	94	.620	2.6	Firm	Firm	Firm	Low	Low	A1



TENSEI 1K BLACK HB 85

FLEX OFFERING	WEIGHT (G)	BUTT DIAMETER	TORQUE (DEGREES)	BUTT PROFILE	MID PROFILE	TIP PROFILE	LAUNCH	SPIN	FLIGHT CODE
S	87	.588	2.5	Medium	Firm	Firm+	Low	Low	A1

TENSEI 1K BLACK HB 95

FLEX OFFERING	WEIGHT (G)	BUTT DIAMETER	TORQUE (DEGREES)	BUTT PROFILE	MID PROFILE	TIP PROFILE	LAUNCH	SPIN	FLIGHT CODE
X	91	.590	2.5	Medium	Firm	Firm+	Low	Low	A1

IRONS



TENSEI AV SERIES WHITE 75

FLEX OFFERING	WEIGHT (G)	BUTT DIAMETER	TIP TYPE	LAUNCH	SPIN	FLIGHT CODE
R	71	.596	Parallel	Low	Low	A1

TENSEI AV SERIES WHITE 85

FLEX OFFERING	WEIGHT (G)	BUTT DIAMETER	TIP TYPE	LAUNCH	SPIN	FLIGHT CODE
S	83	.594	Parallel	Low	Low	A1
X	88	.594	Parallel	Low	Low	A1



MMT IRON

FLEX OFFERING	WEIGHT (G)	BUTT DIAMETER	TIP TYPE	LAUNCH	SPIN	FLIGHT CODE
60A	62	.586	Parallel	Low-Mid	Low-Mid	B2
70R	73	.592	Parallel	Low-Mid	Low-Mid	B2
80S	86	.592	Parallel	Low-Mid	Low-Mid	B2
80R	84	.600	Parallel	Low-Mid	Low-Mid	B2
90S	98	.600	Parallel	Low-Mid	Low-Mid	B2

MMT IRON

FLEX OFFERING	WEIGHT (G)	BUTT DIAMETER	TIP TYPE	LAUNCH	SPIN	FLIGHT CODE
85R	84	.596	Taper	Low-Mid	Low-Mid	B2
95S	91	.596	Taper	Low-Mid	Low-Mid	B2
105S	105	.606	Taper	Low-Mid	Low-Mid	B2
105TX	113	.606	Taper	Low-Mid	Low-Mid	B2
125S	124	.606	Taper	Low-Mid	Low-Mid	B2
125TX	125	.606	Taper	Low-Mid	Low-Mid	B2



MMT UT IRON

FLEX OFFERING	WEIGHT (G)	BUTT DIAMETER	TIP TYPE	LAUNCH	SPIN	FLIGHT CODE
80R	82	0.586	Parallel	Low-Mid	Low-Mid	B2
80S	84	0.588	Parallel	Low-Mid	Low-Mid	B2
90X	88	0.600	Parallel	Low-Mid	Low-Mid	B2

WEDGES



MMT SCORING WEDGE 105

FLEX OFFERING	WEIGHT (G)	BUTT DIAMETER	TIP TYPE
S	113	.604	Taper

MMT SCORING WEDGE 125

FLEX OFFERING	WEIGHT (G)	BUTT DIAMETER	V
TX	130	.608	Taper

WOODS



VENTUS BLACK 6 VELOCORE+

FLEX OFFERING	WEIGHT (G)	BUTT DIAMETER	TORQUE (DEGREES)	BUTT PROFILE	MID PROFILE	TIP PROFILE	LAUNCH	SPIN	FLIGHT CODE
S	66	.605	3.2	Extra-Stiff	Stiff	Extra-Stiff	Low	Low	A1
X	66.5	.605	3.0	Extra-Stiff	Stiff	Extra-Stiff	Low	Low	A1

VENTUS BLACK 7 VELOCORE+

FLEX OFFERING	WEIGHT (G)	BUTT DIAMETER	TORQUE (DEGREES)	BUTT PROFILE	MID PROFILE	TIP PROFILE	LAUNCH	SPIN	FLIGHT CODE
S	75	.605	3.0	Extra-Stiff	Stiff	Extra-Stiff	Low	Low	A1
X	75.5	.605	2.9	Extra-Stiff	Stiff	Extra-Stiff	Low	Low	A1

VENTUS BLACK 8 VELOCORE+

FLEX OFFERING	WEIGHT (G)	BUTT DIAMETER	TORQUE (DEGREES)	BUTT PROFILE	MID PROFILE	TIP PROFILE	LAUNCH	SPIN	FLIGHT CODE
X	84	.608	2.8	Extra-Stiff	Stiff	Extra-Stiff	Low	Low	A1



VENTUS BLUE 5 VELOCORE+

FLEX OFFERING	WEIGHT (G)	BUTT DIAMETER	TORQUE (DEGREES)	BUTT PROFILE	MID PROFILE	TIP PROFILE	LAUNCH	SPIN	FLIGHT CODE
R	58.5	.608	3.7	Firm	Stiff	Extra-Stiff	Mid	Low	A3
S	58.5	.608	3.5	Firm	Stiff	Extra-Stiff	Mid	Low	A3

VENTUS BLUE 6 VELOCORE+

FLEX OFFERING	WEIGHT (G)	BUTT DIAMETER	TORQUE (DEGREES)	BUTT PROFILE	MID PROFILE	TIP PROFILE	LAUNCH	SPIN	FLIGHT CODE
R	65	.606	3.4	Firm	Stiff	Extra-Stiff	Mid	Low	A3
S	65.5	.606	3.3	Firm	Stiff	Extra-Stiff	Mid	Low	A3
X	66	.606	3.1	Firm	Stiff	Extra-Stiff	Mid	Low	A3

VENTUS BLUE 7 VELOCORE+

FLEX OFFERING	WEIGHT (G)	BUTT DIAMETER	TORQUE (DEGREES)	BUTT PROFILE	MID PROFILE	TIP PROFILE	LAUNCH	SPIN	FLIGHT CODE
S	75.5	.606	3.0	Firm	Stiff	Extra-Stiff	Mid	Low	A3
X	76	.610	2.9	Firm	Stiff	Extra-Stiff	Mid	Low	A3

VENTUS BLUE 8 VELOCORE+

FLEX OFFERING	WEIGHT (G)	BUTT DIAMETER	TORQUE (DEGREES)	BUTT PROFILE	MID PROFILE	TIP PROFILE	LAUNCH	SPIN	FLIGHT CODE
S	84.5	.610	2.9	Firm	Stiff	Extra-Stiff	Mid	Low	A3
X	85	.610	2.8	Firm	Stiff	Extra-Stiff	Mid	Low	A3



VENTUS RED 5 VELOCORE+

FLEX OFFERING	WEIGHT (G)	BUTT DIAMETER	TORQUE (DEGREES)	BUTT PROFILE	MID PROFILE	TIP PROFILE	LAUNCH	SPIN	FLIGHT CODE
R2	59	.608	3.8	Extra-Stiff	Firm	Stiff	Mid-High	Mid	C4
R	59.5	.608	3.6	Extra-Stiff	Firm	Stiff	Mid-High	Mid	C4
S	59.5	.608	3.4	Extra-Stiff	Firm	Stiff	Mid-High	Mid	C4

VENTUS RED 6 VELOCORE+

FLEX OFFERING	WEIGHT (G)	BUTT DIAMETER	TORQUE (DEGREES)	BUTT PROFILE	MID PROFILE	TIP PROFILE	LAUNCH	SPIN	FLIGHT CODE
R	67	.608	3.3	Extra-Stiff	Firm	Stiff	Mid-High	Mid	C4
S	67.5	.608	3.2	Extra-Stiff	Firm	Stiff	Mid-High	Mid	C4
X	67.5	.608	3.2	Extra-Stiff	Firm	Stiff	Mid-High	Mid	C4

VENTUS RED 7 VELOCORE+

FLEX OFFERING	WEIGHT (G)	BUTT DIAMETER	TORQUE (DEGREES)	BUTT PROFILE	MID PROFILE	TIP PROFILE	LAUNCH	SPIN	FLIGHT CODE
S	77.5	.610	3.1	Extra-Stiff	Firm	Stiff	Mid-High	Mid	C4
X	78	.610	3.0	Extra-Stiff	Firm	Stiff	Mid-High	Mid	C4



VENTUS WHITE 4 VELOCORE+

FLEX OFFERING	WEIGHT (G)	BUTT DIAMETER	TORQUE (DEGREES)	BUTT PROFILE	MID PROFILE	TIP PROFILE	LAUNCH	SPIN	FLIGHT CODE
R	49.5	.602	5	Soft	Mid	Firm	Mid	Mid-High	D3
R2	49.5	.602	5	Soft	Mid	Firm	Mid	Mid-High	D3
S	49.5	.602	5	Soft	Mid	Firm	Mid	Mid-High	D3



VENTUS TR BLACK 6

FLEX OFFERING	WEIGHT (G)	BUTT DIAMETER	TORQUE (DEGREES)	BUTT PROFILE	MID PROFILE	TIP PROFILE	LAUNCH	SPIN	FLIGHT CODE
S	69.5	.605	3.1	Extra-Stiff	Stiff	Extra-Stiff	Low	Low	A1
X	70	.605	2.9	Extra-Stiff	Stiff	Extra-Stiff	Low	Low	A1

VENTUS TR BLACK 7

FLEX OFFERING	WEIGHT (G)	BUTT DIAMETER	TORQUE (DEGREES)	BUTT PROFILE	MID PROFILE	TIP PROFILE	LAUNCH	SPIN	FLIGHT CODE
S	79.5	.605	2.8	Extra-Stiff	Stiff	Extra-Stiff	Low	Low	A1
X	80	.605	2.7	Extra-Stiff	Stiff	Extra-Stiff	Low	Low	A1

VENTUS TR BLACK 8

FLEX OFFERING	WEIGHT (G)	BUTT DIAMETER	TORQUE (DEGREES)	BUTT PROFILE	MID PROFILE	TIP PROFILE	LAUNCH	SPIN	FLIGHT CODE
X	89	.605	2.6	Extra-Stiff	Stiff	Extra-Stiff	Low	Low	A1

WOODS



VENTUS TR BLUE 6 VELOCORE+

FLEX OFFERING	WEIGHT (G)	BUTT DIAMETER	TORQUE (DEGREES)	BUTT PROFILE	MID PROFILE	TIP PROFILE	LAUNCH	SPIN	FLIGHT CODE
S	69	.604	3.1	Stiff	Stiff	Extra-Stiff	Mid	Low	A3
X	69	.604	2.9	Stiff	Stiff	Extra-Stiff	Mid	Low	A3

VENTUS TR BLUE 7 VELOCORE+

FLEX OFFERING	WEIGHT (G)	BUTT DIAMETER	TORQUE (DEGREES)	BUTT PROFILE	MID PROFILE	TIP PROFILE	LAUNCH	SPIN	FLIGHT CODE
S	79	.606	2.9	Stiff	Stiff	Extra-Stiff	Mid	Low	A3
X	79	.606	2.7	Stiff	Stiff	Extra-Stiff	Mid	Low	A3

VENTUS TR BLUE 8 VELOCORE+

FLEX OFFERING	WEIGHT (G)	BUTT DIAMETER	TORQUE (DEGREES)	BUTT PROFILE	MID PROFILE	TIP PROFILE	LAUNCH	SPIN	FLIGHT CODE
S	87	.606	2.8	Stiff	Stiff	Extra-Stiff	Mid	Low	A3
X	87	.606	2.6	Stiff	Stiff	Extra-Stiff	Mid	Low	A3



VENTUS TR RED 6

FLEX OFFERING	WEIGHT (G)	BUTT DIAMETER	TORQUE (DEGREES)	BUTT PROFILE	MID PROFILE	TIP PROFILE	LAUNCH	SPIN	FLIGHT CODE
S	66	.608	3.2	Extra-Stiff	Stiff	Stiff	Mid-High	Low-Mid	B4
X	69.5	.608	3.0	Extra-Stiff	Stiff	Stiff	Mid-High	Low-Mid	B4

VENTUS TR RED 7

FLEX OFFERING	WEIGHT (G)	BUTT DIAMETER	TORQUE (DEGREES)	BUTT PROFILE	MID PROFILE	TIP PROFILE	LAUNCH	SPIN	FLIGHT CODE
S	77	.608	3.0	Extra-Stiff	Stiff	Stiff	Mid-High	Low-Mid	B4
X	78	.608	2.8	Extra-Stiff	Stiff	Stiff	Mid-High	Low-Mid	B4

VENTUS TR RED 8

FLEX OFFERING	WEIGHT (G)	BUTT DIAMETER	TORQUE (DEGREES)	BUTT PROFILE	MID PROFILE	TIP PROFILE	LAUNCH	SPIN	FLIGHT CODE
X	89.5	.608	2.7	Extra-Stiff	Stiff	Stiff	Mid-High	Low-Mid	B4



VENTUS BLACK/CHARCOAL 6

FLEX OFFERING	WEIGHT (G)	BUTT DIAMETER	TORQUE (DEGREES)	BUTT PROFILE	MID PROFILE	TIP PROFILE	LAUNCH	SPIN	FLIGHT CODE
S	65.5	.605	4.2	Stiff	Mid	Stiff	Low	Low	B4
X	66	.605	4	Stiff	Mid	Stiff	Low	Low	B4

VENTUS BLACK/CHARCOAL 7

FLEX OFFERING	WEIGHT (G)	BUTT DIAMETER	TORQUE (DEGREES)	BUTT PROFILE	MID PROFILE	TIP PROFILE	LAUNCH	SPIN	FLIGHT CODE
S	74	.605	4.2	Stiff	Mid	Stiff	Low	Low	B4
X	74	.605	4	Stiff	Mid	Stiff	Low	Low	B4

VENTUS BLACK/CHARCOAL 8

FLEX OFFERING	WEIGHT (G)	BUTT DIAMETER	TORQUE (DEGREES)	BUTT PROFILE	MID PROFILE	TIP PROFILE	LAUNCH	SPIN	FLIGHT CODE
S	84	.605	4.2	Stiff	Mid	Stiff	Low	Low	B4
X	84	.605	4	Stiff	Mid	Stiff	Low	Low	B4

HYBRIDS



VENTUS RED HB 6 VELOCORE+

FLEX OFFERING	WEIGHT (G)	BUTT DIAMETER	TORQUE (DEGREES)	BUTT PROFILE	MID PROFILE	TIP PROFILE	LAUNCH	SPIN	FLIGHT CODE
6R	85.5	.602	3.3	Stiff	Firm	Stiff	Mid-High	Mid-High	D4

VENTUS RED HB 8 VELOCORE+

FLEX OFFERING	WEIGHT (G)	BUTT DIAMETER	TORQUE (DEGREES)	BUTT PROFILE	MID PROFILE	TIP PROFILE	LAUNCH	SPIN	FLIGHT CODE
8S	85.5	.602	2.6	Stiff	Firm	Stiff	Mid-High	Mid-High	D4
8X	85.5	.602	2.4	Stiff	Firm	Stiff	Mid-High	Mid-High	D4

VENTUS RED HB 7 VELOCORE+

FLEX OFFERING	WEIGHT (G)	BUTT DIAMETER	TORQUE (DEGREES)	BUTT PROFILE	MID PROFILE	TIP PROFILE	LAUNCH	SPIN	FLIGHT CODE
7R	74	.602	3.0	Stiff	Firm	Stiff	Mid-High	Mid-High	D4
7S	75	.602	2.8	Stiff	Firm	Stiff	Mid-High	Mid-High	D4



VENTUS BLUE HB 7 VELOCORE+

FLEX OFFERING	WEIGHT (G)	BUTT DIAMETER	TORQUE (DEGREES)	BUTT PROFILE	MID PROFILE	TIP PROFILE	LAUNCH	SPIN	FLIGHT CODE
7R	73.5	.602	3.0	Firm	Stiff	Extra-Stiff	Mid	Mid	C3
7S	74.5	2.8	2.8	Firm	Stiff	Extra-Stiff	Mid	Mid	C3

VENTUS BLUE HB 9 VELOCORE+

FLEX OFFERING	WEIGHT (G)	BUTT DIAMETER	TORQUE (DEGREES)	BUTT PROFILE	MID PROFILE	TIP PROFILE	LAUNCH	SPIN	FLIGHT CODE
8S	85.5	.602	2.6	Stiff	Firm	Extra-Stiff	Mid	Mid	D4
8X	85.5	.602	2.4	Stiff	Firm	Extra-Stiff	Mid	Mid	D4

VENTUS BLUE HB 8 VELOCORE+

FLEX OFFERING	WEIGHT (G)	BUTT DIAMETER	TORQUE (DEGREES)	BUTT PROFILE	MID PROFILE	TIP PROFILE	LAUNCH	SPIN	FLIGHT CODE
8S	84	.602	2.6	Firm	Stiff	Extra-Stiff	Mid	Mid	C3
8X	85	.602	2.4	Firm	Stiff	Extra-Stiff	Mid	Mid	C3



BLACK HB 9 VELOCORE+

FLEX OFFERING	WEIGHT (G)	BUTT DIAMETER	TORQUE (DEGREES)	BUTT PROFILE	MID PROFILE	TIP PROFILE	LAUNCH	SPIN	FLIGHT CODE
9X	95	.604	2.2	Extra-Stiff	Stiff	Extra-Stiff	Low	Low	A1

BLACK HB 10 VELOCORE+

FLEX OFFERING	WEIGHT (G)	BUTT DIAMETER	TORQUE (DEGREES)	BUTT PROFILE	MID PROFILE	TIP PROFILE	LAUNCH	SPIN	FLIGHT CODE
10X	106	.606	2.0	Extra-Stiff	Stiff	Extra-Stiff	Low	Low	A1



VISTA PRO 60

FLEX OFFERING	WEIGHT (G)	BUTT DIAMETER	TORQUE (DEGREES)	BUTT PROFILE	MID PROFILE	TIP PROFILE	LAUNCH	SPIN	FLIGHT CODE
R	66	.600	4.2	Medium	Medium	Medium	Mid-High	Mid-High	D4
S	68	.605	4.0	Medium	Medium	Medium	Mid-High	Mid-High	D4

IRONS



VISTA PRO 60

FLEX OFFERING	WEIGHT (G)	BUTT DIAMETER	TIP TYPE	LAUNCH	SPIN	FLIGHT CODE
R	67	.600	Parallel	High	High	E5
S	68.5	.600	Parallel	High	High	E5

VISTA PRO 70

FLEX OFFERING	WEIGHT (G)	BUTT DIAMETER	TIP TYPE	LAUNCH	SPIN	FLIGHT CODE
R	74.5	.605	Parallel	Mid	Mid	C3
S	75	.605	Parallel	Mid	Mid	C3



AXIOM 75

FLEX OFFERING	WEIGHT (G)	BUTT DIAMETER	TIP TYPE	LAUNCH	SPIN	FLIGHT CODE
R	78	.600	Taper	Mid	Mid	C3

AXIOM 95

FLEX OFFERING	WEIGHT (G)	BUTT DIAMETER	TIP TYPE	LAUNCH	SPIN	FLIGHT CODE
R	95	.600	Taper	Mid	Mid	C3
S	96	.600	Taper	Mid	Mid	C3

AXIOM 105

FLEX OFFERING	WEIGHT (G)	BUTT DIAMETER	TIP TYPE	LAUNCH	SPIN	FLIGHT CODE
S	105	.600	Taper	Low-Mid	Low-Mid	B2

WOODS



MACH 60



FLEX OFFERING	WEIGHT (G)	BUTT DIAMETER	TORQUE (DEGREES)	BUTT PROFILE	MID PROFILE	TIP PROFILE	LAUNCH	SPIN	FLIGHT CODE
S	61	.622	3.3	Firm	Medium+	Firm	Low-Mid	Low	A2



HYPERSONIC 60



FLEX OFFERING	WEIGHT (G)	BUTT DIAMETER	TORQUE (DEGREES)	BUTT PROFILE	MID PROFILE	TIP PROFILE	LAUNCH	SPIN	FLIGHT CODE
S	57	.630	3.3	Firm+	Medium+	Medium	Mid	Low-Mid	B3
X	61	.634	3.3	Firm+	Medium+	Medium	Mid	Low-Mid	B3



BALLISTIC BLACK 60



FLEX OFFERING	WEIGHT (G)	BUTT DIAMETER	TORQUE (DEGREES)	BUTT PROFILE	MID PROFILE	TIP PROFILE	LAUNCH	SPIN	FLIGHT CODE
S	64	.618	4.7	Firm	Medium+	Medium+	Mid	Mid	C3



VELOCITY BLACK 60



FLEX OFFERING	WEIGHT (G)	BUTT DIAMETER	TORQUE (DEGREES)	BUTT PROFILE	MID PROFILE	TIP PROFILE	LAUNCH	SPIN	FLIGHT CODE
S	59	.622	5.7	Medium	Firm+	Medium	Mid-High	Low-Mid	B4

WOODS



LIN-Q M40X WHITE 60

FLEX OFFERING	WEIGHT (G)	BUTT DIAMETER	TORQUE (DEGREES)	BUTT PROFILE	MID PROFILE	TIP PROFILE	LAUNCH	SPIN	FLIGHT CODE
S	67	0.603"	4.9	Stiff	Stiff	Stiff	Low-Mid	Low-Mid	B2
X	67	0.603"	4.8	Stiff	Stiff	Stiff	Low-Mid	Low-Mid	B2

LIN-Q M40X WHITE 70

FLEX OFFERING	WEIGHT (G)	BUTT DIAMETER	TORQUE (DEGREES)	BUTT PROFILE	MID PROFILE	TIP PROFILE	LAUNCH	SPIN	FLIGHT CODE
S	75	0.603"	4.1	Stiff	Stiff	Stiff	Low-Mid	Low-Mid	B2
X	75	0.603"	4.0	Stiff	Stiff	Stiff	Low-Mid	Low-Mid	B2



LIN-Q M40X BLUE 60

FLEX OFFERING	WEIGHT (G)	BUTT DIAMETER	TORQUE (DEGREES)	BUTT PROFILE	MID PROFILE	TIP PROFILE	LAUNCH	SPIN	FLIGHT CODE
S	67	0.601"	4.8	Stiff	Extra-Stiff	Firm+	Mid	Mid	C3
X	68	0.602"	4.7	Stiff	Extra-Stiff	Firm+	Mid	Mid	C3

LIN-Q M40X BLUE 70

FLEX OFFERING	WEIGHT (G)	BUTT DIAMETER	TORQUE (DEGREES)	BUTT PROFILE	MID PROFILE	TIP PROFILE	LAUNCH	SPIN	FLIGHT CODE
S	78	0.601"	4.1	Stiff	Extra-Stiff	Firm+	Mid	Mid	C3
X	78	0.604"	4.1	Stiff	Extra-Stiff	Firm+	Mid	Mid	C3



LIN-Q M40X RED 60

FLEX OFFERING	WEIGHT (G)	BUTT DIAMETER	TORQUE (DEGREES)	BUTT PROFILE	MID PROFILE	TIP PROFILE	LAUNCH	SPIN	FLIGHT CODE
S	67	0.602"	5.0	Stiff	Firm	Firm	Mid-High	Mid-High	D4
X	68	0.603"	4.9	Stiff	Firm	Firm	Mid-High	Mid-High	D4

LIN-Q M40X RED 70

FLEX OFFERING	WEIGHT (G)	BUTT DIAMETER	TORQUE (DEGREES)	BUTT PROFILE	MID PROFILE	TIP PROFILE	LAUNCH	SPIN	FLIGHT CODE
S	76	0.603"	4.1	Stiff	Firm	Firm	Mid-High	Mid-High	D4
X	76	0.603"	4.1	Stiff	Firm	Firm	Mid-High	Mid-High	D4



LIN-Q LTE 40

FLEX OFFERING	WEIGHT (G)	BUTT DIAMETER	TORQUE (DEGREES)	BUTT PROFILE	MID PROFILE	TIP PROFILE	LAUNCH	SPIN	FLIGHT CODE
W	51	.583	6.3	Medium	Medium	Medium	High	Mid-High	D5



HELIUM NANOCORE BLACK 40

FLEX OFFERING	WEIGHT (G)	BUTT DIAMETER	TORQUE (DEGREES)	BUTT PROFILE	MID PROFILE	TIP PROFILE	LAUNCH	SPIN	FLIGHT CODE
W	45	.604	6.3	Medium	Medium	Medium	High	Mid-High	D5
A	46	.605	6.3	Medium	Medium	Medium	High	Mid-High	D5



HELIUM NANOCORE BLACK 50

FLEX OFFERING	WEIGHT (G)	BUTT DIAMETER	TORQUE (DEGREES)	BUTT PROFILE	MID PROFILE	TIP PROFILE	LAUNCH	SPIN	FLIGHT CODE
A	52	.595	5.7	Medium	Medium	Medium	High	Mid-High	D5
R	55	.599	5.7	Medium	Medium	Medium	High	Mid-High	D5
S	56	.600	5.7	Medium	Medium	Medium	High	Mid-High	D5

WOODS



LIN-Q POWER CORE WHITE 6


FLEX OFFERING	WEIGHT (G)	BUTT DIAMETER	TORQUE (DEGREES)	BUTT PROFILE	MID PROFILE	TIP PROFILE	LAUNCH	SPIN	FLIGHT CODE
S	67	.600	3.6	Stiff	Stiff	Extra-Stiff	Low	Low	A1
X	70	0.604	3.6	Stiff	Stiff	Extra-Stiff	Low	Low	A1

LIN-Q POWER CORE WHITE 7

FLEX OFFERING	WEIGHT (G)	BUTT DIAMETER	TORQUE (DEGREES)	BUTT PROFILE	MID PROFILE	TIP PROFILE	LAUNCH	SPIN	FLIGHT CODE
S	77	.606	3	Stiff	Stiff	Extra-Stiff	Low	Low	A1
X	79	.607	3	Stiff	Stiff	Extra-Stiff	Low	Low	A1

LIN-Q POWER CORE WHITE 8

FLEX OFFERING	WEIGHT (G)	BUTT DIAMETER	TORQUE (DEGREES)	BUTT PROFILE	MID PROFILE	TIP PROFILE	LAUNCH	SPIN	FLIGHT CODE
S	87	.606	2.7	Stiff	Stiff	Extra-Stiff	Low	Low	A1
X	88	.606	2.7	Stiff	Stiff	Extra-Stiff	Low	Low	A1



LIN-Q POWER CORE BLUE 5


FLEX OFFERING	WEIGHT (G)	BUTT DIAMETER	TORQUE (DEGREES)	BUTT PROFILE	MID PROFILE	TIP PROFILE	LAUNCH	SPIN	FLIGHT CODE
R	58	.602	4.3	Mid	Firm	Stiff	Mid	Low	A3
S	59	.602	4.2	Mid	Firm	Stiff	Mid	Low	A3

LIN-Q POWER CORE BLUE 6

FLEX OFFERING	WEIGHT (G)	BUTT DIAMETER	TORQUE (DEGREES)	BUTT PROFILE	MID PROFILE	TIP PROFILE	LAUNCH	SPIN	FLIGHT CODE
R	68	.600	3.8	Mid	Firm	Stiff	Mid	Low	A3
S	69	.602	3.8	Mid	Firm	Stiff	Mid	Low	A3
X	73	.606	3.8	Mid	Firm	Stiff	Mid	Low	A3

LIN-Q POWER CORE BLUE 7

FLEX OFFERING	WEIGHT (G)	BUTT DIAMETER	TORQUE (DEGREES)	BUTT PROFILE	MID PROFILE	TIP PROFILE	LAUNCH	SPIN	FLIGHT CODE
S	77	.606	3.1	Mid	Firm	Stiff	Mid	Low	A3
X	78	.606	3.1	Mid	Firm	Stiff	Mid	Low	A3



LIN-Q POWER CORE RED 5

FLEX OFFERING	WEIGHT (G)	BUTT DIAMETER	TORQUE (DEGREES)	BUTT PROFILE	MID PROFILE	TIP PROFILE	LAUNCH	SPIN	FLIGHT CODE
R	65.5	.602	3.3	Stiff	Firm	Stiff	Mid-High	Mid-High	D4

LIN-Q POWER CORE RED 6

FLEX OFFERING	WEIGHT (G)	BUTT DIAMETER	TORQUE (DEGREES)	BUTT PROFILE	MID PROFILE	TIP PROFILE	LAUNCH	SPIN	FLIGHT CODE
R	64	.602	3.0	Stiff	Firm	Stiff	Mid-High	Mid-High	D4
S	66	.602	2.8	Stiff	Firm	Stiff	Mid-High	Mid-High	D4

LIN-Q POWER CORE RED 7

FLEX OFFERING	WEIGHT (G)	BUTT DIAMETER	TORQUE (DEGREES)	BUTT PROFILE	MID PROFILE	TIP PROFILE	LAUNCH	SPIN	FLIGHT CODE
S	76	.606	3.1	Mid	Mid	Mid	High	Mid	C5
X	77	.606	3.1	Mid	Mid	Mid	High	Mid	C5


HYBRIDS & IRONS



LIN-Q LTE 45

FLEX OFFERING	WEIGHT (G)	BUTT DIAMETER	TORQUE (DEGREES)	BUTT PROFILE	MID PROFILE	TIP PROFILE	LAUNCH	SPIN	FLIGHT CODE
W	54	.587	4.8	Medium	Medium	Soft	High	High	E5

HYBRIDS



LIN-Q POWERCORE 75

FLEX OFFERING	WEIGHT (G)	BUTT DIAMETER	TORQUE (DEGREES)	BUTT PROFILE	MID PROFILE	TIP PROFILE	LAUNCH	SPIN	FLIGHT CODE
A	71	.595"	4.0	Firm	Firm	Stiff	Mid-High	Mid	C4
R	74	.595"	4.0	Firm	Firm	Stiff	Mid-High	Mid	C4
S	77	.600	3.9	Firm	Firm	Stiff	Mid-High	Mid	C4

LIN-Q POWERCORE 90

FLEX OFFERING	WEIGHT (G)	BUTT DIAMETER	TORQUE (DEGREES)	BUTT PROFILE	MID PROFILE	TIP PROFILE	LAUNCH	SPIN	FLIGHT CODE
R	84	.600	3.5	Firm	Firm	Stiff	Mid-High	Mid	C4
S	86	.605	3.4	Firm	Firm	Stiff	Mid-High	Mid	C4
X	90	.610	3.4	Firm	Firm	Stiff	Mid-High	Mid	C4



RECOIL DART 75 HB

FLEX OFFERING	WEIGHT (G)	BUTT DIAMETER	TORQUE (DEGREES)	BUTT PROFILE	MID PROFILE	TIP PROFILE	LAUNCH	SPIN	FLIGHT CODE
A	66	.597	4.3	Medium	Medium	Medium	Mid-High	Mid	C4
R	72	.600	4.1	Medium +	Medium +	Medium +	Mid-High	Mid	C4
S	76	.600	3.9	Medium +	Medium +	Medium +	Mid-High	Mid	C4



RECOIL DART HB BLUE

FLEX OFFERING	WEIGHT (G)	BUTT DIAMETER	TORQUE (DEGREES)	BUTT PROFILE	MID PROFILE	TIP PROFILE	LAUNCH	SPIN	FLIGHT CODE
A	61	.602	5.2	Medium	Medium	Medium	Mid-High	Mid	C4
R	70	.606	3.9	Medium +	Medium +	Medium +	Mid-High	Mid	C4
S	72	.606	3.9	Medium +	Medium +	Medium +	Mid-High	Mid	C4
X	78	.601	3.9	Medium +	Medium +	Medium +	Mid-High	Mid	C4

IRONS



RECOIL DART 90

FLEX OFFERING	WEIGHT (G)	BUTT DIAMETER	TIP TYPE	LAUNCH	SPIN	FLIGHT CODE
R	90	.600	Taper	Mid	Mid	C3
S	90	.600	Taper	Mid	Mid	C3

RECOIL DART 105

FLEX OFFERING	WEIGHT (G)	BUTT DIAMETER	TIP TYPE	LAUNCH	SPIN	FLIGHT CODE
S	106	.600	Taper	Mid	Mid	C3
X	106	.600	Taper	Mid	Mid	C3



RECOIL DART ESX

FLEX OFFERING	WEIGHT (G)	TYPE	LAUNCH	SPIN	FLIGHT CODE
A	60	Taper	High	Mid	C5
R	64	Taper	High	Mid	C5
S	67	Taper	High	Mid	C5

IRONS



RECOIL DART HDC 50

FLEX OFFERING	WEIGHT (G)	BUTT DIAMETER	TIP TYPE	LAUNCH	SPIN	FLIGHT CODE
W	54	.587	Parallel	High	High	E5

RECOIL DART HDC 80

FLEX OFFERING	WEIGHT (G)	BUTT DIAMETER	TIP TYPE	LAUNCH	SPIN	FLIGHT CODE
A	72	.603	Parallel	Mid	Mid	C3
R	74	.606	Parallel	Mid	Mid	C3
S	79	.608	Parallel	Mid	Mid	C3

RECOIL DART HDC 70


FLEX OFFERING	WEIGHT (G)	BUTT DIAMETER	TIP TYPE	LAUNCH	SPIN	FLIGHT CODE
A	63	.602	Parallel	Mid	Mid	C3
R	65	.607	Parallel	Mid	Mid	C3
S	69	.610	Parallel	Mid	Mid	C3

WEDGES



RECOIL 460

FLEX OFFERING	WEIGHT (G)	BUTT DIAMETER	TIP TYPE
A	55	.596	Taper
R	58	.600	Taper
S	60	.602	Taper



RECOIL PROTOTYPE WEDGE

FLEX OFFERING	WEIGHT (G)	BUTT DIAMETER	TIP TYPE
S	127	.620	Taper
X	129	.620	Taper



RECOIL 50 WEDGE


FLEX OFFERING	WEIGHT (G)	BUTT DIAMETER	TIP TYPE
W	65	.620	Taper



RECOIL DART HDC

FLEX OFFERING	WEIGHT (G)	BUTT DIAMETER	TIP TYPE
W	50	.620	Taper
Wedge	65	.620	Taper

IRONS



NS PRO MODUS TOUR 105

FLEX OFFERING	WEIGHT (G)	BUTT DIAMETER	TIP TYPE	LAUNCH	SPIN	FLIGHT CODE
R	103	.600	Taper	Mid	Mid	C3
S	106.5	.600	Taper	Mid	Mid	C3
X	112	.600	Taper	Mid	Mid	C3

NS PRO MODUS TOUR 110

FLEX OFFERING	WEIGHT (G)	BUTT DIAMETER	TIP TYPE	LAUNCH	SPIN	FLIGHT CODE
S	110	.600	Taper	Mid	Mid	C3
X	115	.600	Taper	Mid	Mid	C3

NS PRO MODUS TOUR 115

FLEX OFFERING	WEIGHT (G)	BUTT DIAMETER	TIP TYPE	LAUNCH	SPIN	FLIGHT CODE
S	118.5	.600	Taper	Mid	Low-Mid	B3
X	119.5	.600	Taper	Mid	Low-Mid	B3

NS PRO MODUS TOUR 120

FLEX OFFERING	WEIGHT (G)	BUTT DIAMETER	TIP TYPE	LAUNCH	SPIN	FLIGHT CODE
S	114	.600	Taper	Low-Mid	Low-Mid	B2
X	120	.600	Taper	Low-Mid	Low-Mid	B2

NS PRO MODUS TOUR 130

FLEX OFFERING	WEIGHT (G)	BUTT DIAMETER	TIP TYPE	LAUNCH	SPIN	FLIGHT CODE
S	124	.600	Taper	Mid-High	Low-Mid	B4
X	129	.600	Taper	Mid-High	Low-Mid	B4



NS PRO 950 GH NEO

FLEX OFFERING	WEIGHT (G)	BUTT DIAMETER	TIP TYPE	LAUNCH	SPIN	FLIGHT CODE
R	94.5	.600	Taper	Mid-High	Mid-High	D4
S	98	.600	Taper	Mid-High	Mid-High	D4



NS PRO ZELOS 8

FLEX OFFERING	WEIGHT (G)	BUTT DIAMETER	TIP TYPE	LAUNCH	SPIN	FLIGHT CODE
R	84	.580	Taper	High	High	E5

WEDGES



NS PRO MODUS WEDGE 105

FLEX OFFERING	WEIGHT (G)	BUTT DIAMETER	TIP TYPE
Wedge	111	.600	Taper

NS PRO MODUS WEDGE 115

FLEX OFFERING	WEIGHT (G)	BUTT DIAMETER	TIP TYPE
Wedge	122	.600	Taper

NS PRO MODUS WEDGE 125

FLEX OFFERING	WEIGHT (G)	BUTT DIAMETER	TIP TYPE
Wedge	133	.600	Taper



WOODS



TD 50

FLEX OFFERING	WEIGHT (G)	BUTT DIAMETER	TORQUE (DEGREES)	BUTT PROFILE	MID PROFILE	TIP PROFILE	LAUNCH	SPIN	FLIGHT CODE
A	50	.605	4.2°	Medium	Soft	Soft	High	High	E5
R	50	.605	4.0°	Medium	Medium	Soft	Mid-High	Mid-High	D4
S	50	.605	3.9°	Medium +	Medium	Medium	Mid	Mid	C3

TD 60

FLEX OFFERING	WEIGHT (G)	BUTT DIAMETER	TORQUE (DEGREES)	BUTT PROFILE	MID PROFILE	TIP PROFILE	LAUNCH	SPIN	FLIGHT CODE
R	60	.600	3.1°	Medium +	Medium +	Medium	Mid-High	Mid-High	D4
S	61	.600	3.1°	Firm	Medium +	Medium	Mid	Mid	C3
X	62	.600	3.0°	Firm +	Firm	Medium +	Low-Mid	Low-Mid	B2

TD 70

FLEX OFFERING	WEIGHT (G)	BUTT DIAMETER	TORQUE (DEGREES)	BUTT PROFILE	MID PROFILE	TIP PROFILE	LAUNCH	SPIN	FLIGHT CODE
S	70	.600	2.9°	Firm +	Firm	Firm	Mid	Mid	C3
X	71	.600	2.9°	Stiff	Firm +	Firm +	Low-Mid	Low-Mid	B2



MAX HL 45

FLEX OFFERING	WEIGHT (G)	BUTT DIAMETER	TORQUE (DEGREES)	BUTT PROFILE	MID PROFILE	TIP PROFILE	LAUNCH	SPIN	FLIGHT CODE
R2	40	.605	6.5	Soft	Soft	Soft	High	High	E5
R	42	.605	6.5	Soft	Soft	Soft	High	High	E5
S	45	.605	6.5	Soft	Soft	Soft	High	High	E5

MAX HL 55

FLEX OFFERING	WEIGHT (G)	BUTT DIAMETER	TORQUE (DEGREES)	BUTT PROFILE	MID PROFILE	TIP PROFILE	LAUNCH	SPIN	FLIGHT CODE
R	50	.600	6.0	Soft	Soft	Soft	High	High	E5
S	52	.600	6.0	Soft	Soft	Soft	High	High	E5
X	55	.600	6.0	Soft	Soft	Soft	High	High	E5

HYBRIDS



TOUR PROTOTYPE 75

FLEX OFFERING	WEIGHT (G)	BUTT DIAMETER	TORQUE (DEGREES)	BUTT PROFILE	MID PROFILE	TIP PROFILE	LAUNCH	SPIN	FLIGHT CODE
R	75	.600	3.2	Medium	Medium	Medium	Mid	Mid	C3
S	75	.600	3.2	Medium +	Medium +	Medium +	Mid	Mid	C3

TOUR PROTOTYPE 85

FLEX OFFERING	WEIGHT (G)	BUTT DIAMETER	TORQUE (DEGREES)	BUTT PROFILE	MID PROFILE	TIP PROFILE	LAUNCH	SPIN	FLIGHT CODE
R	85	.600	3.0	Firm	Medium +	Medium +	Mid	Mid	C3
S	85	.600	3.0	Firm +	Firm	Firm	Mid	Mid	C3

TOUR PROTOTYPE 95

FLEX OFFERING	WEIGHT (G)	BUTT DIAMETER	TORQUE (DEGREES)	BUTT PROFILE	MID PROFILE	TIP PROFILE	LAUNCH	SPIN	FLIGHT CODE
S	95	.600	2.7	Stiff	Stiff	Stiff	Mid	Mid	C3
X	95	.600	2.7	Firm +	Firm +	Firm +	Mid	Mid	C3



PGH PLAYERS GRAPHITE HYB 55

FLEX OFFERING	WEIGHT (G)	BUTT DIAMETER	TORQUE (DEGREES)	BUTT PROFILE	MID PROFILE	TIP PROFILE	LAUNCH	SPIN	FLIGHT CODE
A	55	.600	5.0	Medium	Medium	Medium	Mid-High	Mid-High	D4

PGH PLAYERS GRAPHITE HYB 65

FLEX OFFERING	WEIGHT (G)	BUTT DIAMETER	TORQUE (DEGREES)	BUTT PROFILE	MID PROFILE	TIP PROFILE	LAUNCH	SPIN	FLIGHT CODE
R	65	.600	4.3	Medium	Medium	Medium	Mid-High	Mid-High	D4

PGH PLAYERS GRAPHITE HYB 75

FLEX OFFERING	WEIGHT (G)	BUTT DIAMETER	TORQUE (DEGREES)	BUTT PROFILE	MID PROFILE	TIP PROFILE	LAUNCH	SPIN	FLIGHT CODE
S	75	.600	3.8	Medium	Medium	Medium	Mid-High	Mid-High	D4



IRONS



\$-TAPER

FLEX OFFERING	WEIGHT (G)	BUTT DIAMETER	TIP TYPE	LAUNCH	SPIN	FLIGHT CODE
R	110	.600	Taper	Low-Mid	Low-Mid	B2
S	120	.600	Taper	Low-Mid	Low-Mid	B2
X	130	.600	Taper	Low-Mid	Low-Mid	B2



\$-TAPER LITE

FLEX OFFERING	WEIGHT (G)	BUTT DIAMETER	TIP TYPE	LAUNCH	SPIN	FLIGHT CODE
R	95	.600	Taper	Mid-High	Mid-High	D4
S	100	.600	Taper	Mid-High	Mid-High	D4



C-TAPER

FLEX OFFERING	WEIGHT (G)	BUTT DIAMETER	TIP TYPE	LAUNCH	SPIN	FLIGHT CODE
S	120	.600	Taper	Low	Low	A1
S+	125	.600	Taper	Low	Low	A1
X	130	.600	Taper	Low	Low	A1



C-TAPER LITE

FLEX OFFERING	WEIGHT (G)	BUTT DIAMETER	TIP TYPE	LAUNCH	SPIN	FLIGHT CODE
R	105	.600	Taper	Low-Mid	Low-Mid	B2
S	110	.600	Taper	Low-Mid	Low-Mid	B2
X	115	.600	Taper	Low-Mid	Low-Mid	B2



TOUR

FLEX OFFERING	WEIGHT (G)	BUTT DIAMETER	TIP TYPE	LAUNCH	SPIN	FLIGHT CODE
R	110	.600	Taper	Mid	Mid	C3
S	120	.600	Taper	Mid	Mid	C3
X	130	.600	Taper	Mid	Mid	C3



TOUR LITE

FLEX OFFERING	WEIGHT (G)	BUTT DIAMETER	TIP TYPE	LAUNCH	SPIN	FLIGHT CODE
R	95	.600	Taper	Mid-High	Mid-High	D4
S	100	.600	Taper	Mid-High	Mid-High	D4



IRONS



TOUR V

FLEX OFFERING	WEIGHT (G)	BUTT DIAMETER	TIP TYPE	LAUNCH	SPIN	FLIGHT CODE
R	100	.600	Taper	Low-Mid	Low-Mid	B2
S	110	.600	Taper	Low-Mid	Low-Mid	B2
X	120	.600	Taper	Low-Mid	Low-Mid	B2

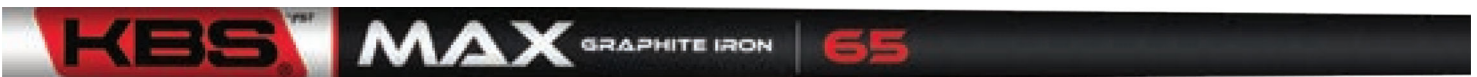


560 JUNIOR

FLEX OFFERING	WEIGHT (G)	BUTT DIAMETER	TIP TYPE	LAUNCH	SPIN	FLIGHT CODE
R	80	.560	Parallel	High	High	E5
S	80	.560	Parallel	High	High	E5

580 JUNIOR

FLEX OFFERING	WEIGHT (G)	BUTT DIAMETER	TIP TYPE	LAUNCH	SPIN	FLIGHT CODE
R	80	.580	Parallel	High	High	E5
S	80	.580	Parallel	High	High	E5



MAX GRAPHITE 55

FLEX OFFERING	WEIGHT (G)	BUTT DIAMETER	TIP TYPE	LAUNCH	SPIN	FLIGHT CODE
A	55	.600	Taper	High	High	E5

MAX GRAPHITE 65

FLEX OFFERING	WEIGHT (G)	BUTT DIAMETER	TIP TYPE	LAUNCH	SPIN	FLIGHT CODE
R	65	.600	Taper	High	High	E5



TGI GRAPHITE 90

FLEX OFFERING	WEIGHT (G)	BUTT DIAMETER	TIP TYPE	LAUNCH	SPIN	FLIGHT CODE
90 S+	90	.600	Taper	Mid	Mid	C3

TGI GRAPHITE 100

FLEX OFFERING	WEIGHT (G)	BUTT DIAMETER	TIP TYPE	LAUNCH	SPIN	FLIGHT CODE
100 X	100	.600	Taper	Mid	Mid	C3



PGI 60

FLEX OFFERING	WEIGHT (G)	BUTT DIAMETER	TIP TYPE	LAUNCH	SPIN	FLIGHT CODE
R	60	.600	Taper	Mid-High	Mid-High	D4

PGI 70

FLEX OFFERING	WEIGHT (G)	BUTT DIAMETER	TIP TYPE	LAUNCH	SPIN	FLIGHT CODE
R+	70	.600	Taper	Mid-High	Mid-High	D4

PGI 80

FLEX OFFERING	WEIGHT (G)	BUTT DIAMETER	TIP TYPE	LAUNCH	SPIN	FLIGHT CODE
S	80	.600	Taper	Mid-High	Mid-High	D4

PGI 90

FLEX OFFERING	WEIGHT (G)	BUTT DIAMETER	TIP TYPE	LAUNCH	SPIN	FLIGHT CODE
S+	90	.600	Taper	Mid-High	Mid-High	D4



MAX 80

FLEX OFFERING	WEIGHT (G)	BUTT DIAMETER	TIP TYPE	LAUNCH	SPIN	FLIGHT CODE
R	110	.600	Parallel	High	High	E5
S	111	.600	Parallel	High	High	E5

MAX 90

FLEX OFFERING	WEIGHT (G)	BUTT DIAMETER	TIP TYPE	LAUNCH	SPIN	FLIGHT CODE
R	111	.600	Parallel	High	High	E5
S	112	.600	Parallel	High	High	E5



WEDGES



610 WEDGE

FLEX OFFERING	WEIGHT (G)	BUTT DIAMETER	TIP TYPE
S	120	.610	Taper
S+	125	.610	Taper



HI-REV 2.0

FLEX OFFERING	WEIGHT (G)	BUTT DIAMETER	TIP TYPE
R	115	.600	Taper
S	125	.600	Taper



HI-REV 2.0 BLACK

FLEX OFFERING	WEIGHT (G)	BUTT DIAMETER	TIP TYPE
R	115	.600	Taper
S	125	.600	Taper



TOUR V WEDGE

FLEX OFFERING	WEIGHT (G)	BUTT DIAMETER	TIP TYPE
S+	125	.600	Taper



HI-REV 3.0

FLEX OFFERING	WEIGHT (G)	BUTT DIAMETER	TIP TYPE
S+	115	.600	Parallel

WOODS



GDI TOUR AD FI 5

FLEX OFFERING	WEIGHT (G)	BUTT DIAMETER	TORQUE (DEGREES)	BUTT PROFILE	MID PROFILE	TIP PROFILE	LAUNCH	SPIN	FLIGHT CODE
R	57	.604	4.5	Firm	Firm	Stiff	Mid	Low	A3
S	57.5	.604	4.5	Firm	Firm	Stiff	Mid	Low	A3

GDI TOUR AD FI 7

FLEX OFFERING	WEIGHT (G)	BUTT DIAMETER	TORQUE (DEGREES)	BUTT PROFILE	MID PROFILE	TIP PROFILE	LAUNCH	SPIN	FLIGHT CODE
S	75.5	.600	2.9	Firm	Firm	Stiff	Mid	Low	A3
X	78	.602	2.9	Firm	Firm	Stiff	Mid	Low	A3

GDI TOUR AD FI 6

FLEX OFFERING	WEIGHT (G)	BUTT DIAMETER	TORQUE (DEGREES)	BUTT PROFILE	MID PROFILE	TIP PROFILE	LAUNCH	SPIN	FLIGHT CODE
S	66.5	.600	3.2	Firm	Firm	Stiff	Mid	Low	A3
X	68	.602	3.2	Firm	Firm	Stiff	Mid	Low	A3



GDI TOUR AD GC-6

FLEX OFFERING	WEIGHT (G)	BUTT DIAMETER	TORQUE (DEGREES)	BUTT PROFILE	MID PROFILE	TIP PROFILE	LAUNCH	SPIN	FLIGHT CODE
S	62	.602	3.1	Stiff	Firm	Firm +	Mid	Low-Mid	B3
X	65.5	.604	3.1	Stiff	Firm	Firm +	Mid	Low-Mid	B3

GDI TOUR AD GC-7

FLEX OFFERING	WEIGHT (G)	BUTT DIAMETER	TORQUE (DEGREES)	BUTT PROFILE	MID PROFILE	TIP PROFILE	LAUNCH	SPIN	FLIGHT CODE
S	71	.600	2.8	Stiff	Firm	Firm +	Mid	Low-Mid	B3
X	72.5	.602	2.8	Stiff	Firm	Firm +	Mid	Low-Mid	B3



GDI TOUR AD VF-6

FLEX OFFERING	WEIGHT (G)	BUTT DIAMETER	TORQUE (DEGREES)	BUTT PROFILE	MID PROFILE	TIP PROFILE	LAUNCH	SPIN	FLIGHT CODE
S	66	.598	3.3	Firm+	Stiff	Extra-Stiff	Low-Mid	Low	A2
X	67	.600	3.3	Firm+	Stiff	Extra-Stiff	Low-Mid	Low	A2

GDI TOUR AD VF-7

FLEX OFFERING	WEIGHT (G)	BUTT DIAMETER	TORQUE (DEGREES)	BUTT PROFILE	MID PROFILE	TIP PROFILE	LAUNCH	SPIN	FLIGHT CODE
S	74	.602	3	Firm+	Stiff	Extra-Stiff	Low-Mid	Low	A2
X	75	.604	3	Firm+	Stiff	Extra-Stiff	Low-Mid	Low	A2

GDI TOUR AD VF-8

FLEX OFFERING	WEIGHT (G)	BUTT DIAMETER	TORQUE (DEGREES)	BUTT PROFILE	MID PROFILE	TIP PROFILE	LAUNCH	SPIN	FLIGHT CODE
X	85	.602	2.8	Firm+	Stiff	Extra-Stiff	Low-Mid	Low	A2



TOUR AD CQ-5

FLEX OFFERING	WEIGHT (G)	BUTT DIAMETER	TORQUE (DEGREES)	BUTT PROFILE	MID PROFILE	TIP PROFILE	LAUNCH	SPIN	FLIGHT CODE
R1	54	.598	4.6	Firm	Firm	Medium +	Low-Mid	Low-Mid	C4
S	56	.600	4.5	Firm	Firm	Medium +	Low-Mid	Low-Mid	C4

TOUR AD CQ-6

FLEX OFFERING	WEIGHT (G)	BUTT DIAMETER	TORQUE (DEGREES)	BUTT PROFILE	MID PROFILE	TIP PROFILE	LAUNCH	SPIN	FLIGHT CODE
S	64	.602	3.4	Firm	Firm	Medium +	Low-Mid	Low-Mid	C4
X	66	.604	3.4	Firm	Firm	Medium +	Low-Mid	Low-Mid	C4

TOUR AD CQ-7

FLEX OFFERING	WEIGHT (G)	BUTT DIAMETER	TORQUE (DEGREES)	BUTT PROFILE	MID PROFILE	TIP PROFILE	LAUNCH	SPIN	FLIGHT CODE
S	73	.602	3.2	Firm	Firm	Medium +	Low-Mid	Low-Mid	C4
X	74	.604	3.2	Firm	Firm	Medium +	Low-Mid	Low-Mid	C4

WOODS



TOUR AD XC-6

FLEX OFFERING	WEIGHT (G)	BUTT DIAMETER	TORQUE (DEGREES)	BUTT PROFILE	MID PROFILE	TIP PROFILE	LAUNCH	SPIN	FLIGHT CODE
S	64	.598	3.2	Soft	Soft	Stiff	Low-Mid	Low	A2
X	65	.600	3.2	Soft	Soft	Stiff	Low-Mid	Low	A2

TOUR AD XC-7

FLEX OFFERING	WEIGHT (G)	BUTT DIAMETER	TORQUE (DEGREES)	BUTT PROFILE	MID PROFILE	TIP PROFILE	LAUNCH	SPIN	FLIGHT CODE
S	73	.598	3.0	Soft	Soft	Stiff	Low-Mid	Low	A2
X	75	.600	3.0	Soft	Soft	Stiff	Low-Mid	Low	A2



TOUR AD DI-6

FLEX OFFERING	WEIGHT (G)	BUTT DIAMETER	TORQUE (DEGREES)	BUTT PROFILE	MID PROFILE	TIP PROFILE	LAUNCH	SPIN	FLIGHT CODE
S	65	.600	4.6	Medium	Medium	Stiff	High	Low	A5
X	67	.600	4.5	Medium	Medium	Stiff	High	Low	A5

TOUR AD DI-7

FLEX OFFERING	WEIGHT (G)	BUTT DIAMETER	TORQUE (DEGREES)	BUTT PROFILE	MID PROFILE	TIP PROFILE	LAUNCH	SPIN	FLIGHT CODE
S	74	.598	3.4	Medium	Medium	Stiff	Mid-High	Low	A4
X	75	.600	3.4	Medium	Medium	Stiff	Mid-High	Low	A4

TOUR AD DI-8

FLEX OFFERING	WEIGHT (G)	BUTT DIAMETER	TORQUE (DEGREES)	BUTT PROFILE	MID PROFILE	TIP PROFILE	LAUNCH	SPIN	FLIGHT CODE
S	84	.604	3.0	Medium	Medium	Stiff	Mid	Low	A3
X	85	.606	2.9	Medium	Medium	Stiff	Mid	Low	A3



TOUR AD IZ-5

FLEX OFFERING	WEIGHT (G)	BUTT DIAMETER	TORQUE (DEGREES)	BUTT PROFILE	MID PROFILE	TIP PROFILE	LAUNCH	SPIN	FLIGHT CODE
R1	54	.596	4.5	Firm	Medium	Firm +	High	Low	A5
S	56	.598	4.4	Firm	Medium	Firm +	High	Low	A5

TOUR AD IZ-6

FLEX OFFERING	WEIGHT (G)	BUTT DIAMETER	TORQUE (DEGREES)	BUTT PROFILE	MID PROFILE	TIP PROFILE	LAUNCH	SPIN	FLIGHT CODE
S	63	.598	3.2	Firm	Medium	Firm +	High	Low	A5
X	65	.600	3.2	Firm	Medium	Firm +	High	Low	A5

TOUR AD IZ-7

FLEX OFFERING	WEIGHT (G)	BUTT DIAMETER	TORQUE (DEGREES)	BUTT PROFILE	MID PROFILE	TIP PROFILE	LAUNCH	SPIN	FLIGHT CODE
S	72	.598	3.1	Firm	Medium	Firm +	High	Low	A5
X	74	.600	3.1	Firm	Medium	Firm +	High	Low	A5

TOUR AD IZ-8

FLEX OFFERING	WEIGHT (G)	BUTT DIAMETER	TORQUE (DEGREES)	BUTT PROFILE	MID PROFILE	TIP PROFILE	LAUNCH	SPIN	FLIGHT CODE
S	82	.604	2.9	Firm	Medium	Firm +	High	Low	A5
X	83	.608	2.9	Firm	Medium	Firm +	High	Low	A5



TOUR AD UB-5

FLEX OFFERING	WEIGHT (G)	BUTT DIAMETER	TORQUE (DEGREES)	BUTT PROFILE	MID PROFILE	TIP PROFILE	LAUNCH	SPIN	FLIGHT CODE
R1	56	.596	4.4	Medium +	Medium +	Stiff +	Mid	Low-Mid	B3
S	57	.600	4.4	Medium +	Medium +	Stiff +	Mid	Low-Mid	B3

TOUR AD UB-6

FLEX OFFERING	WEIGHT (G)	BUTT DIAMETER	TORQUE (DEGREES)	BUTT PROFILE	MID PROFILE	TIP PROFILE	LAUNCH	SPIN	FLIGHT CODE
S	63	.600	3.2	Medium +	Medium +	Stiff +	Mid	Low-Mid	B3
X	65	.602	3.2	Medium +	Medium +	Stiff +	Mid	Low-Mid	B3

TOUR AD UB-7

FLEX OFFERING	WEIGHT (G)	BUTT DIAMETER	TORQUE (DEGREES)	BUTT PROFILE	MID PROFILE	TIP PROFILE	LAUNCH	SPIN	FLIGHT CODE
S	74	.604	2.8	Medium +	Medium +	Stiff +	Mid	Low-Mid	B3
X	75	.605	2.8	Medium +	Medium +	Stiff +	Mid	Low-Mid	B3

HYBRIDS



TOUR AD IZ-85 HB

FLEX OFFERING	WEIGHT (G)	BUTT DIAMETER	TORQUE (DEGREES)	BUTT PROFILE	MID PROFILE	TIP PROFILE	LAUNCH	SPIN	FLIGHT CODE
S	86	.602	2.4	Firm	Firm	Stiff	Mid	Low	A3
X	89	.602	2.4	Firm	Firm	Stiff	Mid	Low	A3

TOUR AD IZ-95 HB

FLEX OFFERING	WEIGHT (G)	BUTT DIAMETER	TORQUE (DEGREES)	BUTT PROFILE	MID PROFILE	TIP PROFILE	LAUNCH	SPIN	FLIGHT CODE
S	96	.598	2.1	Firm	Firm	Stiff	Mid	Low	A3
X	97	.598	2.1	Firm	Firm	Stiff	Mid	Low	A3



TOUR AD VF-85 HB

FLEX OFFERING	WEIGHT (G)	BUTT DIAMETER	TORQUE (DEGREES)	BUTT PROFILE	MID PROFILE	TIP PROFILE	LAUNCH	SPIN	FLIGHT CODE
S	86.5	.600	2.5	Firm	Stiff	Extra-Stiff	Low-Mid	Low	A2

TOUR AD VF-95 HB

FLEX OFFERING	WEIGHT (G)	BUTT DIAMETER	TORQUE (DEGREES)	BUTT PROFILE	MID PROFILE	TIP PROFILE	LAUNCH	SPIN	FLIGHT CODE
X	97	.598	2.5	Firm	Stiff	Extra-Stiff	Low-Mid	Low	A2



TOUR AD HY-65 HB

FLEX OFFERING	WEIGHT (G)	BUTT DIAMETER	TORQUE (DEGREES)	BUTT PROFILE	MID PROFILE	TIP PROFILE	LAUNCH	SPIN	FLIGHT CODE
R	67	.600	3.5	Medium	Medium	Medium	Mid-High	Mid	C4
S	67	.600	3.5	Medium	Medium	Medium	Mid-High	Mid	C4

TOUR AD HY-75 HB

FLEX OFFERING	WEIGHT (G)	BUTT DIAMETER	TORQUE (DEGREES)	BUTT PROFILE	MID PROFILE	TIP PROFILE	LAUNCH	SPIN	FLIGHT CODE
R	77	.596	3.1	Medium	Medium	Medium	Mid-High	Mid	C4
S	78	.598	3.1	Medium	Medium	Medium	Mid-High	Mid	C4



TOUR AD DI-85 HB

FLEX OFFERING	WEIGHT (G)	BUTT DIAMETER	TORQUE (DEGREES)	BUTT PROFILE	MID PROFILE	TIP PROFILE	LAUNCH	SPIN	FLIGHT CODE
S	88	.604	3.5	Soft	Medium	Stiff	Mid	Low-Mid	B3
X	88	.604	3.5	Soft	Medium	Stiff	Mid	Low-Mid	B3

TOUR AD DI-95 HB

FLEX OFFERING	WEIGHT (G)	BUTT DIAMETER	TORQUE (DEGREES)	BUTT PROFILE	MID PROFILE	TIP PROFILE	LAUNCH	SPIN	FLIGHT CODE
S	98	.602	2.4	Soft	Medium	Stiff	Mid	Low-Mid	B3
X	99	.603	2.4	Soft	Medium	Stiff	Mid	Low-Mid	B3

GRIPS

TRUE TEMPER

ICON STANDARD 60 ROUND
 ICON MIDSIZE 60 ROUND
 ICON STANDARD 58 REMINDER
 ICON USA STANDARD 60 ROUND

ICON STANDARD 58 ROUND

CALLAWAY

UNIVERSAL '22-'23 BLK/DRKGRY 46G
 UNIVERSAL '22-'23 BLK/DRKGRY 51G
 UNIVERSAL BLK/GREY 46G
 UNIVERSAL BLK/GREY 51G
 WMS UNIVERSAL CHEV LOGO BLK/BLK/SLV 45G

PUTTERS
 ODYSSEY '22 OVERSIZE (SLV/BLK)
 ODYSSEY '22 PISTOL (SLV/BLK)
 ODYSSEY '22 TOUR SLIM PISTOL (NVV/WHT)
 ODYSSEY '23 PISTOL (BLK/RED)
 ODYSSEY DFX ETCHED PISTOL MATTE GREY
 ODYSSEY DFX OVERSIZE BLK/RED
 ODYSSEY DFX PISTOL BLK/RED

ODYSSEY TOUR AUTHENTIC PISTOL 56
 MICROHINGE OVERSIZE
 MICROHINGE PISTOL
 MICROHINGE SLIM PISTOL
 SQUARE TO SQUARE OVERSIZE
 SQUARE TO SQUARE REVERSE TAPER (RH ONLY)
 S2S TRI HOT CRUISER 17"
 S2S TRI HOT PISTOL PLUS

AI DUAL PISTOL
 AI DUAL SLIM PISTOL
 AI DUAL OVERSIZE
 AI DUAL CRUISER 17"
 S2S AI DUAL CRUISER 17"
 S2S AI DUAL REVERSE TAPER 2.0 (RH ONLY)
 S2S AI DUAL BROOMSTICK

GOLF PRIDE

GP ALIGN CHEV LOGO TOUR VELVET BLACKOUT 51G
 GP ALIGN CHEV LOGO TOUR VELVET BLACKOUT 56G
 GP ALIGN CHEV LOGO TOUR VELVET BLK/SILVER 46G
 GP ALIGN CHEV LOGO TOUR VELVET BLK/SILVER MID 63G
 GP ALIGN NEW DECADE BLK/WHITE 51G
 GP ALIGN NEW DECADE BLK/WHITE MIDSIZE 62G
 GP ALIGN NEW DECADE PLUS 4 GRY/GREY 53G
 GP ALIGN NEW DECADE PLUS 4 GRY/GREY MIDSIZE 67G
 GP ALIGN TOUR VELVET 52G
 GP ALIGN TOUR VELVET MIDSIZE 64G
 GP ALIGN ZGRIP CORD 50G
 GP ALIGN ZGRIP CORD MIDSIZE 59G
 GP CP2 PRO (RED CAP) 50G
 GP CP2 PRO (RED CAP) MIDSIZE 63G
 GP CP2 PRO ELYTE 50G
 GP CP2 WRAP (BLUE CAP) 50G
 GP CP2 WRAP (BLUE CAP) MIDSIZE 63G
 GP CPX JUMBO 82G
 GP CPX MIDSIZE 66G
 GP CPX STANDARD 52G

GP CPX UNDERSIZE 47G
 GP NEW DECADE BLK/BLACK 46G
 GP NEW DECADE BLK/BLACK MIDSIZE 59G
 GP NEW DECADE BLK/BLUE 46G
 GP NEW DECADE BLK/BLUE MIDSIZE 59G
 GP NEW DECADE BLK/RED 46G
 GP NEW DECADE BLK/RED MIDSIZE 59G
 GP NEW DECADE BLK/WHITE 46G
 GP NEW DECADE BLK/WHITE MIDSIZE 59G
 GP NEW DECADE CHEV LOGO BLK/BLUE 55G
 GP NEW DECADE CHEV LOGO BLK/DARK GREEN 55G
 GP NEW DECADE CHEV LOGO BLK/NEON GREEN 55G
 GP NEW DECADE CHEV LOGO BLK/ORANGE 55G
 GP NEW DECADE CHEV LOGO BLK/RED 55G
 GP NEW DECADE CHEV LOGO BLK/WHITE 55G
 GP NEW DECADE CHEV LOGO BLK/YELLOW 55G
 GP NEW DECADE BLK/GREY CHEV 49.5G
 GP NEW DECADE BLK/GREY CHEV 55G
 GP PLUS 4 NEW DECADE BLUE 52G
 GP PLUS 4 NEW DECADE GREY 52G

GP PLUS 4 NEW DECADE GREY MIDSIZE 66G
 GP PLUS 4 NEW DECADE ORANGE 52G
 GP PLUS 4 NEW DECADE RED 52G
 GP PLUS 4 TOUR VELVET 52G
 GP PLUS 4 TOUR VELVET MIDSIZE 65G
 GP TOUR VELVET 360 GREY CAP 46G
 GP TOUR VELVET 360 GREY CAP 50G
 GP TOUR VELVET 360 GREY CAP 55G
 GP TOUR VELVET 360 GREY CAP CHEV LOGO 50G
 GP TV 360 GREY CAP CHEV 55G
 GP TOUR VELVET CHEV GREY/BLACK 50G
 GP TOUR VELVET 360 SOFT CHEV LOGO 46G
 GP TOUR VELVET 360 SOFT CHEV LOGO 50G
 GP TOUR VELVET 360 SOFT CHEV LOGO MIDSIZE 57G
 GP TOUR VELVET FULL CORD 50G
 GP TOUR VELVET JUMBO 61G
 GP TOUR VELVET MIDSIZE 53G
 GP TOUR VELVET STANDARD 50.5G
 GP TOUR VELVET WEDGE DESIGN 11.5" 53G
 GP TOUR WRAP 2G BLACK 48G
 GP TOUR WRAP 2G BLACK JUMBO 73G

GP TOUR WRAP 2G BLACK MIDSIZE 58G
 GP TOUR WRAP 2G WHITE 55G
 GP ZGRIP CHEV LOGO BLACK 46G
 GP ZGRIP CHEV LOGO BLACK 50G
 GP ZGRIP CHEV LOGO FIRM BLACK/SILVER 46G
 GP ZGRIP CHEV LOGO FIRM BLACK/SILVER 50G
 GP ZGRIP CHEV LOGO SOFT BLACK 50G
 GP ZGRIP CHEV CAP 50G
 GP ZGRIP CORD 50G
 GP ZGRIP CORD MIDSIZE 57G
 GP GOLF PRIDE REVA RISE 44G

PUTTERS
 GP PRO ONLY (NO CORD) 88CC GREEN STAR
 GP PRO ONLY CORD 72CC RED STAR
 GP PRO ONLY CORD 81CC BLUE STAR
 GP PRO ONLY CORD 88CC GREEN STAR
 REVERSE TAPER - FLAT MID
 REVERSE TAPER - ROUND MID
 REVERSE TAPER - PISTOL MID

LAMKIN

LAMKIN CROSSLINE 360 GENESIS FULL CORD 52G
 LAMKIN CROSSLINE 360 GENESIS FULL CORD MID 60G
 LAMKIN CROSSLINE 360 GREY 51G
 LAMKIN CROSSLINE 360 GREY MIDSIZE 60G
 LAMKIN CROSSLINE CHEV LOGO BLK/BLU/GRY 50G
 LAMKIN CROSSLINE CHEV LOGO GRY/BLK 46G
 LAMKIN CROSSLINE CHEV LOGO GRY/BLK 50G
 LAMKIN CROSSLINE FULL CORD 50G
 LAMKIN CROSSLINE FULL CORD MIDSIZE 62G

LAMKIN CROSSLINE JUMBO 76G
 LAMKIN CROSSLINE MIDSIZE 62G
 LAMKIN CROSSLINE STD 48G
 LAMKIN CROSSLINE STD RIBBED 50G
 LAMKIN SONAR+ BLACK 53G
 LAMKIN SONAR+ BLACK MIDSIZE 57G
 LAMKIN SONAR+ MIDSIZE 57G

LAMKIN SONAR+ STANDARD 53G
 LAMKIN SONAR+ WRAP 53G
 LAMKIN SONAR+ WRAP MIDSIZE 57G
 LAMKIN ST+2 HYB BLK/GRY 53G
 LAMKIN ST+2 HYB BLK/GRY MIDSIZE 57G
 LAMKIN UTX CHEV LOGO BLUE/SILVER 48G
 LAMKIN UTX CHEV LOGO BLUE/SILVER 52G
 LAMKIN UTX CHEV LOGO GREY/BLACK 52G
 LAMKIN UTX CHEV LOGO RED/SILVER 48G

WMS LAMKIN CHEV COMFORT BLK/BLK 44G
 WMS LAMKIN CHEV LOGO COMFORT ST SOFT BLK/BLU 44G
 WMS LAMKIN CHEV LOGO COMFORT ST SOFT BLK/SLV 44G
 WMS LAMKIN CHEV LOGO SONAR BLK/RED 44G
 WMS LAMKIN CHEV LOGO SONAR BLK/SLV 44G

PUTTERS
 LAMKIN DEEP-ETCHED GRAY

SUPERSTROKE

REVL PLAYER STD BLK 49.5
 REVL PLAYER MID BLK 53
 REVL FUSION HC STD BLK 46.5
 REVL FUSION HC MID BLK 59
 REVL COMFORT STD BLK 51.5
 REVL COMFORT MID BLK 64
 REVL COMFORT JUMBO BLK 81
 REVL COMFORT STD WHT 51.5
 REVL COMFORT MID WHT 64

SS S-TECH BLACK/WHITE 52G
PUTTERS
 SUPER STROKE ZENERGY CLAW 2.0 WHT/RED
 SUPER STROKE ZENERGY FLATSO 1.0 WHT/RED
 SUPER STROKE ZENERGY FLATSO 2.0 WHT/RED
 SUPER STROKE ZENERGY PISTOL GT 1.0 WHT/RED
 SUPER STROKE ZENERGY PISTOL GT 2.0 WHT/RED

SUPER STROKE ZENERGY PISTOL GT TOUR WHT/RED
 SUPER STROKE ZENERGY TOUR 2.0 BLK/WHT
 SUPER STROKE ZENERGY TOUR 2.0 GRY/WHT
 SUPER STROKE ZENERGY TOUR 2.0 WHT/BLK
 SUPER STROKE ZENERGY TOUR 2.0 WHT/RED
 SUPER STROKE ZENERGY TOUR 3.0 BLK/WHT
 SUPER STROKE ZENERGY TOUR 3.0 GRY/WHT
 SUPER STROKE ZENERGY TOUR 3.0 WHT/BLK

SUPER STROKE ZENERGY TOUR 3.0 WHT/RED
 SUPER STROKE ZENERGY XL PLUS 2.0 WHT/BLK 35"+

WINN

WINN DRI-TAC 2.0 CHEV LOGO BLK/SLV 44G
 WINN DRI-TAC 2.0 JET BLACK MIDSIZE 54G
 WINN DRI-TAC 2.0 JET BLACK OVERSIZE 56G
 WINN DRI-TAC 2.0 JET BLACK STANDARD 51G
 WINN DRI-TAC 2.0 LITE CHEV LOGO BLK/SLV 25G
 WMS WINN DRI-TAC 2.0 BLK/BLK/SLV CHEV 44G

WINN DRI-TAC DARK GREY MIDSIZE 49G
 WINN DRI-TAC DARK GREY STANDARD 48G
 WINN DRI-TAC LITE CHEV LOGO BLK/GLD 25G
 WINN DRI-TAC LITE DARK GRAY MIDSIZE 23G
 WINN DRI-TAC LITE DARK GRAY OVERSIZE 33G
 WINN DRI-TAC LITE DARK GRAY STANDARD 22G

WINN DRI-TAC WRAP DARK GREY MIDSIZE 50G
 WINN DRI-TAC WRAP DARK GREY OVERSIZE 51G
 WINN DRI-TAC WRAP DARK GREY STANDARD 49G
 WINN EXCEL WRAP BLACK W5 STANDARD 42G
 WINN EXCEL WRAP BLACK W6 MIDSIZE 43G
 WINN EXCEL WRAP BLACK W7 OVERSIZE 47G

FLAT CAT

FLAT CAT ORIGINAL (STANDARD)

IOMIC

IOMIC IX SA 2.0 BLACK 45G
 IOMIC IX SA 2.0 LIGHT BLUE 45G
 IOMIC IX SA 2.0 PLATINUM GREY 45G
 IOMIC STICKY 2.3 BLACK 50G
 IOMIC STICKY 2.3 BLUE 50G
 IOMIC STICKY 2.3 CORAL RED 50G
 IOMIC STICKY 2.3 NAVY 50G
 IOMIC STICKY 2.3 NEW GREEN 50G
 IOMIC STICKY 2.3 ORANGE 50G
 IOMIC STICKY 2.3 PLATINUM GREY 50G
 IOMIC STICKY JUNIOR RED 40G

PUTTER
 IOMIC I-CLASSIC PUTTER MID BLACK
 IOMIC I-CLASSIC PUTTER MID RED
 IOMIC PUTTER 65G BLACK
 IOMIC PUTTER 65G RED

GARSEN

GARSEN MAX BLACK/WHITE
 GARSEN QUAD TOUR BLACK NON-TAPERED
 GARSEN QUAD TOUR BLACK TAPERED
 GARSEN QUAD TOUR PISTOL NON-TAPER BLK/WHT
 GARSEN QUAD TOUR PISTOL TAPERED BLK/WHT
 GARSEN ULTIMATE BLACK

2THUMB

OG LITE 43 BLACK
 SNUG SQ 30 BLACK

DRIVER/FAIRWAY QUICK COMPARISON CHART

LAUNCH CHARACTERISTIC

HIGH	Autoflex SF305 FW Autoflex SF305X DR Autoflex SF405 DR/FW Autoflex SF405X FW Autoflex SF505 DR TOUR AD DI-6 TOUR AD IZ-5 TOUR AD IZ-6 TOUR AD IZ-7 TOUR AD IZ-8		Kai'li DW Red 50, 60, 70 LIN-Q PC Red 55, 65, 75	Helium Nanocore Black 40 Helium Nanocore Black 50 Vanquish 5	CYPHER Black 2.0 40 CYPHER Black 2.0 50 Denali Red 50 Denali Red 60 Eldio 40 Tensei Blue/Silver 40 MAX HL 45 MAX HL 55 Vista PRO 55 Vanquish 4
MID-HIGH	TOUR AD DI-7	VENTUS TR Red 6, 7, 8 Isawa GLD 60, 70 Velocity Black 60	Isawa RED 55 Isawa RED 65 TOUR AD HD-5 R1 VENTUS TR Red 6 VENTUS TR Red 7 VENTUS TR Red 8 Diamana RB-Series 53 Diamana RB-Series 63 Diamana RB-Series 73	LIN-Q M40X Red 60 LIN-Q M40X Red 70 TD 50	VENTUS Red 5 Velo+ VENTUS Red 6 Velo+ VENTUS Red 7 Velo+
MID	Autoflex SF505X DR/FW Autoflex SF505XX DR/FW TOUR AD FI- 5, 6, 7 TOUR AD HD- 5, 6, 7 TOUR AD DI-7 VENTUS Blue Velo+ 5, 6, 7, 8 VENTUS TR Blue 5, 6, 7, 8 VENTUS TR Blue Velo+ 5, 6, 7, 8 LIN-Q PC Blue 55, 65, 75	Aretera EC1 Blue 65 Aretera EC1 Blue 75 Aretera EC1 Blue 85 Hypersonic 60 TOUR AD UB-5 TOUR AD UB-6 TOUR AD UB-7 Rogue Infinity 60 Rogue Infinity 70	ASCENT PL 40, 50 Ballistic Black 60 Denali Charcoal, CB Denali Forest Blue 50, 60, 70 Denali Frost Silver 50, 60, 70 Kai'li DW Blue 50, 60, 70, 80 Kai'li DW CB 60, 70 PROFORCE V2 50, 60, 70 Tensei 1K Blue 65, 75, 85 TD 60 Vista PRO 65 Diamana BB-Series 53, 63, 73, 83 Nexus Blue 50		
LOW-MID	TOUR AD VF-6 TOUR AD VF-7 TOUR AD VF-8	LIN-Q M40X White 60 LIN-Q M40X White 70 Mach 60 TOUR AD GC-6 TOUR AD GC-7 TOUR AD CQ-5 TOUR AD CQ-6 TOUR AD CQ-7 TD 70			
LOW	DENALI Frost Black 60, 70, 80 HZRDUS Smoke Black RDX 60, 70, 80 HZRDUS Smoke Blue RDX (PVD) 60, 70 HZRDUS Black GEN 5 60, 70 HZRDUS Yellow GEN 5 HC 60, 70 Kai'li DW White 60, 70, 80 TOUR AD XC-6, 7 TENSEI AV X-Link White 65, 75, 85 Tensei 1K Black 65, 75, 85 VENTUS Black Velo+ 6, 7, 8 VENTUS TR Black 6, 7, 8 Ventus Black 6, 7, 8 Diamana WB-Series 63, 73, 83 Nexus Black CB 60, 70 LIN-Q PC White 65, 75, 85				
LOW		LOW-MID	MID	MID-HIGH	HIGH

SPIN CHARACTERISTIC

HYBRID QUICK COMPARISON CHART

LAUNCH CHARACTERISTIC	HIGH					AEROTECH STEELFIBER FC HY A CYPHER Black 2.0 40 CYPHER Black 2.0 50 CYPHER Black 2.0 60 Helium Nanocore 1P 50
	MID-HIGH			LIN-Q PC HY 75 LIN-Q PC HY 90 PRDFORCE V2 HB RECOIL DART 75 HB RECOIL DART HB BLUE TOUR AD HY-65 HB TOUR AD HY-75 HB	AEROTECH STEELFIBER FC HY R/S RECOIL DART 75 HB Vista PRO 60 PGH Players Graphite HYB 55 PGH Players Graphite HYB 65 PGH Players Graphite HYB 75	
	MID	TOUR AD IZ-85 HB TOUR AD IZ-95 HB VENTUS HB Blue S, X	TOUR AD DI-85 HB TOUR AD DI-95 HB	AEROTECH STEELFIBER FC HY X ASCENT PL 40 ASCENT PL 50 HZRDUS Silver 65 HZRDUS Silver 75 HZRDUS Smoke Red RDX 70 HB HZRDUS Smoke Red RDX 80 HB HZRDUS Red Lightweight Gen 4 70 HB MMT 70 HB MMT 80 HB Tour Prototype 75 Tour Prototype 85 Tour Prototype 95 TENSEI AV SERIES BLUE 65 TENSEI AV SERIES BLUE 75 VENTUS HB Blue 6R VENTUS HB Blue 7R		
	LOW-MID	TOUR AD VF-85 HB TOUR AD VF-95 HB				
	LOW	HZRDUS Black Gen 4 80 HB HZRDUS Black Gen 4 90 HB Kai'li White 80 HB Kai'li White 90 HB TENSEI AV SERIES WHITE HB Tensei 1K Black HB 85 Tensei 1K Black HB 95 VENTUS Black Velo+ HB				
	SPIN CHARACTERISTIC					

IRON/WEDGE QUICK COMPARISON CHART

LAUNCH CHARACTERISTIC

HIGH					<p>AMT Red CYPHER Black 2.0 40 CYPHER Black 2.0 50 CYPHER Black 2.0 60 CYPHER Black 2.0 70 Elevate MPH 85 Elevate MPH 95 Eldio 40 Helium Nanocore IP 50 580 Junior 580 Junior LIN-Q LTE 40 MAX Graphite 55 MAX Graphite 65 MAX 80 NS PRO ZELOS 8 RECOIL DART HDC 50 RECOIL DART 65 RECOIL ESX 450, 460 Tensei Blue/Silver 40 Vanquish 40, 50 Vector 80, 90 Vista PRO 60</p>
MID-HIGH		NS PRO MODUS TOUR 130	AMT Black	<p>KBS Tour Lite Project X IO (R) PGI 60 PGI 70 PGI 80 PGI 90 NS PRO MODUS 950 NEO RECOIL DART 75 S-Taper Lite</p>	NS PRO MODUS 850 NEO
MID		NS PRO MODUS TOUR 115 RECOIL PROTOTYPE 95	<p>AEROTECH STEELFIBER 95CW AEROTECH STEELFIBER 110CW AEROTECH STEELFIBER FC 70 (Progressive) AEROTECH STEELFIBER FC 80 (Progressive) AEROTECH STEELFIBER FC 90 (Progressive) ASCENT PL 40 ASCENT PL 50 ATTAS SPEED SERIES BLACK Axiom 75 Dynamic Gold Mid 90 Dynamic Gold Mid 100 Dynamic Gold Mid 115 Dynamic Gold Mid 130 Denali Charcoal HZRDUUS Silver 65 HZRDUUS Silver 75 KBS Tour NS PRO MODUS TOUR 105 Project X IO (S) Project X LZ Project X Rifle Tour Flighted RECOIL DART HDC 70, 80 RECOIL DART 90 RECOIL DART 105 TENSEI AV SERIES BLUE 65 TENSEI AV SERIES BLUE 75 TGI Graphite 90 TGI Graphite 100 Vista PRO 70</p>		
	LOW	LOW-MID	MID	MID-HIGH	HIGH

SPIN CHARACTERISTIC

IRON/WEDGE QUICK COMPARISON CHART

LAUNCH CHARACTERISTIC	LOW-MID	<p>S-Taper</p> <p>AEROTECH STEELFIBER FC 115CW (Progressive)</p> <p>Axiom 105</p> <p>C-Taper Lite</p> <p>KBS Tour V</p> <p>MMT Taper Iron</p> <p>NS PRO MODUS TOUR 120</p> <p>Project X IO (X)</p> <p>RECOIL PROTOTYPE 110</p> <p>RECOIL PROTOTYPE 125</p>	<p>AMT Tour Silver</p> <p>Dynamic Gold 105</p>			
	LOW	<p>AMT Tour White</p> <p>C-Taper</p> <p>Dynamic Gold</p> <p>Dynamic Gold 120 Tour Issue</p> <p>Dynamic Gold Tour Issue</p> <p>Dynamic Gold X7</p> <p>Project X</p> <p>Project X LS</p> <p>TENSEI AV SERIES WHITE 75</p> <p>TENSEI AV SERIES WHITE 85</p>	<p>Axiom 125</p>			
		LOW	LOW-MID	MID	MID-HIGH	HIGH
		SPIN CHARACTERISTIC				

