


WHITE HOT

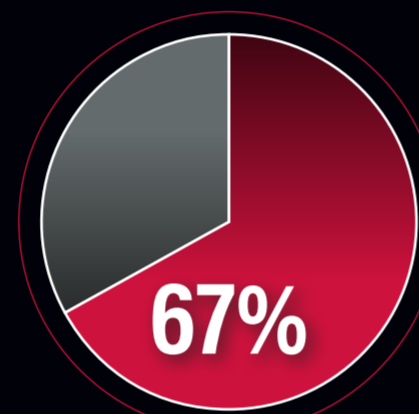
VERSA

THE PATH TO BETTER ALIGNMENT IS BLACK AND WHITE

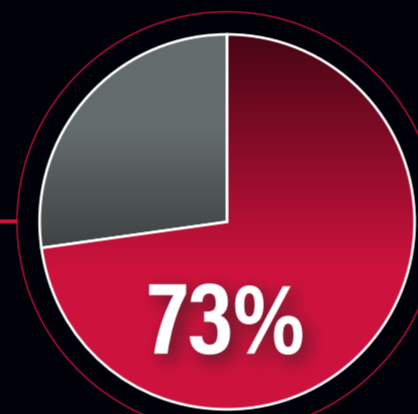
The right alignment is the difference between a make and a miss. That's why our Tour proven high contrast alignment technology keys in on the linear black and white design. It highlights the proper face angle from address to impact, so you can putt with the confidence that the right alignment gives you.



WHY IS STROKE LAB SO MUCH BETTER?	MORE CONSISTENT
LENGTH OF BACKSWING	20%
POSITION AT END OF BACKSWING	21%
FACE ANGLE AT END OF BACKSWING	18%
FORWARD SWING TIME TO IMPACT	15%
VELOCITY AT IMPACT	14%
FACE ANGLE AT IMPACT	13%



67% OF GOLFERS ALIGN MORE CONSISTENTLY



73% OF GOLFERS ARE MORE CONSISTENT WITH THEIR FACE ANGLE AT IMPACT



VERSA STYLE PUTTERS HAVE BEEN PUT IN PLAY ON TOUR THIS YEAR

		DISTANCE OF PUTT IN FEET									
		3	4	5	6	8	10	12	15	20	
IMPACT FACE ANGLE IN DEGREES	0.2	0.13	0.17	0.21	0.25	0.34	0.42	0.50	0.63	0.84	
	0.5	0.31	0.42	0.52	0.63	0.84	1.05	1.26	1.57	2.09	
	0.8	0.50	0.67	0.84	1.01	1.34	1.65	2.01	2.51	3.15	
	1.0	0.63	0.84	1.05	1.26	1.68	2.09	2.84	3.14	4.10	
	1.5	0.94	1.26	1.57	1.89	2.51	3.14	3.77	4.11	6.28	
	2.0	1.26	1.68	2.10	2.51	3.88	4.19	5.00	6.29	8.38	
	2.5	1.57	2.10	2.02	3.14	4.19	5.24	6.29	7.80	10.46	
	3.0	1.89	2.52	3.14	3.27	5.03	6.20	7.55	8.43	12.58	
	5.0	3.15	4.20	5.35	6.30	8.40	10.50	12.00	15.75	21.00	

